



2023 ANNUAL REPORT

*We promote,
preserve and
provide
meaningful
experiences with
Paint Horses.*



marked for greatness™

AMERICAN PAINT HORSE ASSOCIATION

Contents

2023 APHA Annual Report

Board of Directors

03

Membership by Location

04

Paint Horse Distribution

05

Leading Breeders

06

Horse Analysis by Location

07

Program Participation

08

Approved Shows

09

Top 20 Shows

10

Incentive Programs

11

Paint Racing & PBRIP

12

Financials

14

Scholarship Recipients

16

APHF
Scholarship Endowments

18

2023 Board Of Directors



President &
Officer

David Lands



President-Elect
& Officer

Kelly Boles Chapman



Board Member

Diane Alves



Board Member

Monika Hagen



Board Member

Ashley Griffin



Board Member

Mike Holloway



Board Member

James Howard



Board Member

Meredith Landy



Board Member

Peggy Cummings



Board Member

Rachel Kooiker



Immediate Past
President & Officer

Melanie Cox-Dayhuff



Chief Executive
Officer

Dave Dellin

APHA Structure

Members:

Elect State Directors.

State Directors:

Have the right and responsibility to advise the Board of Directors regarding any matter of importance to APHA by means of resolutions.

Board of Directors:

Sets association policy. Responsible for planning the future direction of the association, while ensuring its fiscal integrity.

Chief Executive Officer:

Responsible for day-to-day operation and guidance of the association. Implements policies adopted by the State Directors and Board of Directors. Carries out decisions made by resolution of the Board of Directors.

Leadership Team:

Responsible for the day-to-day management of departments.

Membership by Location

United States

LOCATION	TOTAL	LOCATION	TOTAL	LOCATION	TOTAL
Alabama	327	Louisiana	354	Oklahoma	1,510
Alaska	39	Maine	88	Oregon	849
Arizona	891	Maryland	166	Pennsylvania	549
Arkansas	367	Massachusetts	183	Rhode Island	6
California	2,023	Michigan	921	South Carolina	331
Colorado	1,094	Minnesota	758	South Dakota	297
Connecticut	72	Mississippi	305	Tennessee	556
Delaware	60	Missouri	822	Texas	5,184
District of Columbia	74	Montana	550	Utah	490
Florida	1,160	Nebraska	416	Vermont	68
Georgia	552	Nevada	306	Virginia	345
Hawaii	27	New Hampshire	118	Washington	1,014
Idaho	594	New Jersey	221	West Virginia	91
Illinois	757	New Mexico	256	Wisconsin	730
Indiana	579	New York	392	Wyoming	325
Iowa	753	North Carolina	683		
Kansas	594	North Dakota	230		
Kentucky	313	Ohio	392		
				U.S. Total	30,262

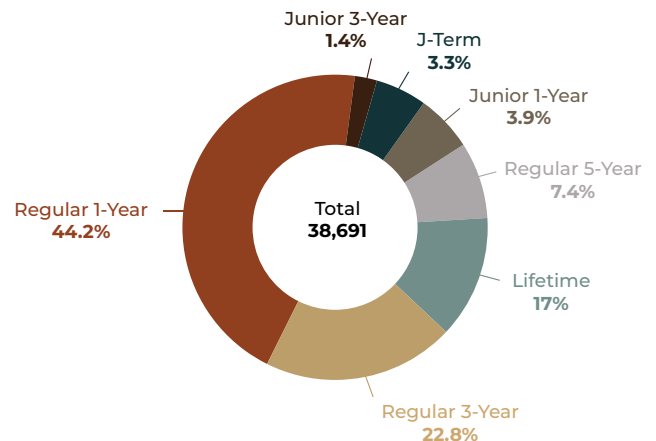
International

LOCATION	TOTAL	LOCATION	TOTAL	LOCATION	TOTAL
Argentina	2	Germany	1,422	Saudi Arabia	4
Australia	63	Greece	1	Singapore	2
Austria	280	Hungary	39	Slovakia Republic	92
Belgium	302	Ireland	15	Slovenia	51
Belize	1	Israel	10	South Africa	10
Brazil	7	Italy	831	South East Asia	5
Bulgaria	7	Japan	14	Spain	74
China	15	Luxembourg	23	Sweden	239
Colombia	7	Mexico	282	Switzerland	179
Costa Rica	15	Namibia	3	Thailand	1
Croatia	21	Netherlands	316	United Kingdom	69
Czech Republic	402	New Caledonia	7	Unknown	42
Denmark	139	New Zealand	5	Uruguay	1
Dominican Republic	6	Norway	60	Venezuela	10
Estonia	1	Panama	7		
Finland	42	Poland	98		
France	758	Russia	1		
				Foreign Total	5,935

Canada

LOCATION	TOTAL
Alberta	752
British Columbia	350
Manitoba	109
New Brunswick	53
Newfoundland	6
Nova Scotia	93
Ontario	461
Prince Edward II	9
Quebec	298
Saskatchewan	295
Yukon	3
Canadian Total	2,429

United States	30,262
International	5,935
Canada	2,429
Grand Total	38,691



Paint Horse Distribution

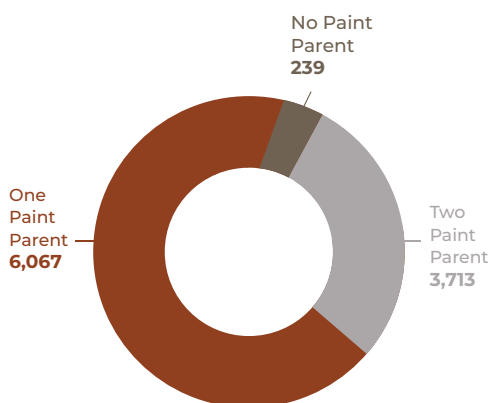
Total horses registered in 2023

Registration & Breeding Statistics

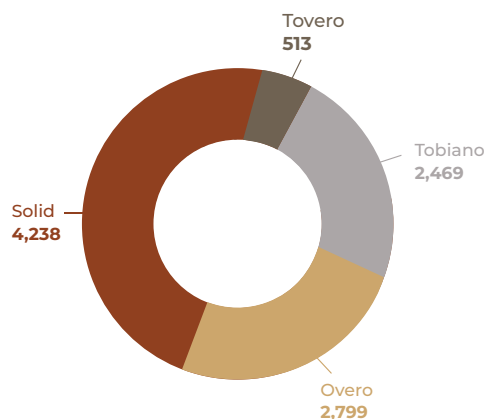
Year	Horses Registered Annually	Horses Transferred Annually	Mares Bred	Stallion Breeding Reports
2023	10,019	11,183	*	*
2022	9,943	12,749	17,802	4,164
2021	9,881	13,679	18,286	4,752
2020	9,706	12,312	16,099	4,823
2019	9,145	12,023	15,494	4,745

*Please note: Because the majority of stallion breeding reports are received by APHA late in the year, complete statistics are not available when the Annual Report is compiled. Totals for 2023 will be available in next year's report. Also note that as late reports are filed, totals for previous years might increase.

Total Horses Registered by Bloodline



Total Horses Registered by Pattern



Leading Breeders

2023 Leading Breeders Halter Points Earned

Breeder	Halter Points	Halter Point-Earners
1. Susan & Phillip Drawdy, Fort Pierce, Florida	1,045	11
2. Kellie Nihiser, Paris, Kentucky	898	12
3. Fred & Vanessa Cole, Patoka, Illinois	897	8
4. Gena Viator, Royse City, Texas	654	1
5. Kenton A. Young, Leitchfield, Kentucky	635	1

2023 Leading Breeders Halter Point-Earners

Breeder	Halter Point-Earners	Points Earned
1. Simons Show Horses LLC, Aubrey, Texas	23	535
2. Brad Perkins, Thomas, Oklahoma	16	409
3. Fred & Vanessa Cole, Patoka, Illinois	14	103
4. Katherine A. Demeyer-Callaway, Shingle Springs, California	13	58
5. Kellie Nihiser, Paris, Kentucky	12	898
5. Janis Kengis, MD, Hartland, Wisconsin	12	144
5. Angelika Feld, Germany	12	37

2023 Leading Breeders Performance Points Earned

Breeder	Performance Points Earned	Performance Point-Earners
1. Simons Show Horses LLC, Aubrey, Texas	3,699	38
2. Steven H. & Lisa Grider, Bismarck, Missouri	1,477	2
3. Tim & Cindy Snapp, New Carlisle, Ohio	1,464	7
4. Brad Perkins, Thomas, Oklahoma	1,185	33
5. Susan E. Juroe, Longmont, Colorado	1,117	11

2023 Leading Breeders Performance Point-Earners

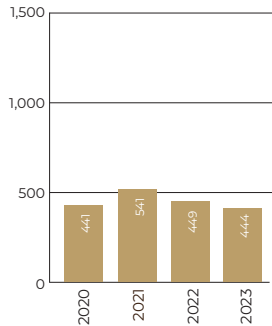
Breeder	Performance Point-Earners	Performance Points
1. Simons Show Horses LLC, Aubrey, Texas	38	3,669
2. Brad Perkins, Thomas, Oklahoma	33	1,185
3. Yarnelle Farms, Columbia City, Indiana	27	710
4. Cross Creek Farm, Flemingsburg, Kentucky	18	893
5. Janis Kengis, MD, Hartland, Wisconsin	17	861

Horse Analysis by Location

United States	Total Horses	Type				Sex			Bloodline		
		Overo	Tobiano	Solid	Tob/Ove	Stallions	Mares	Geldings	One Paint Parent	Two Parents	
Alabama	63	23	15	22	3	24	37	2	2	45	16
Alaska	4	2	2	0	0	0	3	1	0	3	1
Arizona	129	49	21	53	6	57	53	19	3	73	53
Arkansas	77	17	14	45	1	26	42	9	2	62	13
California	401	136	69	181	15	152	209	40	18	262	121
Colorado	203	45	78	73	7	78	107	18	2	126	75
Connecticut	5	2	1	2	0	2	2	1	0	4	1
Delaware	7	7	0	0	0	5	2	0	1	4	2
Florida	191	65	49	70	7	85	83	23	13	125	53
Georgia	74	22	16	34	2	35	32	7	8	51	15
Hawaii	2	0	0	2	0	1	1	0	0	2	0
Idaho	114	24	30	55	5	45	62	7	2	76	36
Illinois	122	51	13	57	1	45	65	12	3	77	42
Indiana	88	31	19	35	3	37	32	19	3	55	30
Iowa	266	92	65	94	15	101	129	36	5	140	121
Kansas	163	40	45	64	14	65	82	16	1	86	76
Kentucky	85	26	19	38	2	34	46	5	0	57	28
Louisiana	57	13	19	24	1	27	27	3	2	40	15
Maine	5	0	2	3	0	1	3	1	0	5	0
Maryland	26	12	5	7	2	7	19	0	0	14	12
Massachusetts	7	4	2	1	0	2	3	2	0	5	2
Michigan	183	59	50	66	8	54	96	33	2	111	70
Minnesota	190	66	41	77	6	60	106	24	3	114	73
Mississippi	62	7	25	26	4	24	33	5	0	44	18
Missouri	174	44	38	82	10	67	91	16	1	114	59
Montana	217	51	66	92	8	73	127	17	8	136	73
Nebraska	115	45	26	36	8	43	67	5	4	64	47
Nevada	40	9	8	22	1	10	22	8	1	29	10
New Hampshire	13	6	4	2	1	4	9	0	0	7	6
New Jersey	25	13	8	3	1	5	16	4	2	9	14
New Mexico	42	10	10	20	2	17	23	2	1	31	10
New York	55	20	9	23	3	19	28	8	4	38	13
North Carolina	91	34	14	37	6	41	42	8	3	67	21
North Dakota	124	17	66	37	4	58	63	3	3	62	59
Ohio	154	58	27	67	2	50	82	22	6	107	41
Oklahoma	453	111	88	239	15	169	231	53	9	300	144
Oregon	180	56	45	68	11	62	89	29	3	120	57
Pennsylvania	81	27	17	33	4	33	37	11	4	61	16
Rhode Island	1	1	0	0	0	0	1	0	1	0	0
South Carolina	61	29	7	23	2	26	27	8	5	45	11
South Dakota	200	25	88	80	7	96	98	6	1	103	96
Tennessee	134	43	34	50	7	59	64	11	7	76	51
Texas	1,354	373	209	742	30	458	723	173	73	977	304
Utah	111	28	33	48	2	44	58	9	1	78	32
Vermont	8	4	2	2	0	3	3	2	2	4	2
Virginia	49	16	10	20	3	23	20	6	0	31	18
Washington	140	51	29	56	4	41	79	20	3	93	44
West Virginia	14	3	6	5	0	7	6	1	0	11	3
Wisconsin	162	56	46	55	5	60	90	12	2	95	65
Wyoming	93	22	18	49	4	43	41	9	1	68	24
Total U.S.	6,616	1,945	1,508	2,921	242	2,478	3,412	726	215	4,308	2,093
International											
Australia	7	3	0	4	0	2	5	0	0	5	2
Austria	78	18	30	25	5	41	36	1	0	48	30
Belgium	135	37	35	54	9	56	78	1	1	70	64
Belize	1	0	1	0	0	0	1	0	0	0	1
Brazil	9	1	2	2	4	5	3	1	0	4	5
Bulgaria	2	0	0	2	0	2	0	0	0	1	1
China	7	1	3	3	0	6	1	0	0	3	4
Colombia	4	0	1	3	0	1	3	0	0	4	0
Costa Rica	13	3	4	6	0	3	10	0	2	8	3
Croatia	4	0	2	2	0	2	2	0	0	1	3
Czech Republic	175	23	70	63	19	81	89	5	1	88	86
Denmark	29	14	3	7	5	11	16	2	0	10	19
Dominican Republ	2	0	1	0	1	0	2	0	0	2	0
Finland	3	0	0	2	1	1	2	0	0	2	1
France	577	144	173	201	59	286	289	2	0	208	369
Germany	504	108	196	166	34	243	250	11	5	272	227
Hungary	12	3	4	3	2	5	6	1	1	4	7
Ireland	2	0	1	1	0	1	0	1	0	2	0
Israel	1	0	0	1	0	0	1	0	0	0	1
Italy	539	174	102	222	41	246	290	3	0	262	277
Japan	1	0	0	1	0	0	1	0	0	1	0
Luxembourg	6	2	0	3	1	1	5	0	0	3	3
Mexico	144	34	18	87	5	66	78	0	1	110	33
Namibia	1	0	0	1	0	1	0	0	0	0	1
Netherlands	102	22	43	24	13	43	55	4	0	46	56
New Caledonia	1	0	0	0	1	0	1	0	0	0	1
Norway	8	0	1	5	2	6	2	0	0	4	4
Panama	1	0	1	0	0	0	1	0	0	1	0
Poland	47	5	13	26	3	23	22	2	0	33	14
Slovakia Republi	54	15	24	11	4	26	28	0	0	18	36
Slovenia	20	5	6	7	1	7	11	1	0	5	14
South Africa	5	0	2	2	1	4	0	1	0	4	1
South East Asia	1	1	0	0	0	1	0	0	0	1	0
Spain	35	11	7	13	4	15	19	1	1	22	12
Sweden	48	10	11	24	3	17	27	4	0	35	13
Switzerland	19	5	5	9	0	6	9	4	1	8	10
United Kingdom	24	5	5	9	5	12	12	0	0	11	13
Canada											
Alberta	257	70	72	104	11	110	134	13	4	147	106
British Columbia	87	16	33	34	4	40	41	6	2	57	28
Manitoba	69	19	11	32	7	32	31	6	0	44	25
New Brunswick	13	4	5	4	0	3	7	3	0	5	8
Newfoundland	1	0	0	1	0	0	1	0	0	1	0
Nova Scotia	20	5	11	3	1	8	10	2	0	8	12
Ontario	92	31	16	38	7	36	47	9	4	51	37
Prince Edward II	3	0	2	1	0	3	0	0	0	2	1
Quebec	89	20	19	45	5	42	41	6	0	65	24
Saskatchewan	146	41	28	64	13	63	78	5	1	79	66
Unknown	18	4	6	8	0	10	7	1	0	12	6
Total International	3,403	854	961	1,317	271	1,559	1,750	94	24	1,759	1,620
Grand Total	10,019	2,799	2,469	4,238	513	4,037	5,162	820	239	6,067	3,713

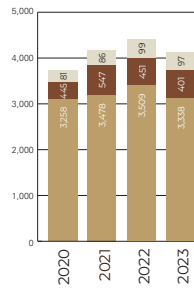
Program Participation

Paint Alternative Competition (PAC)
(Ride America is included in PAC)



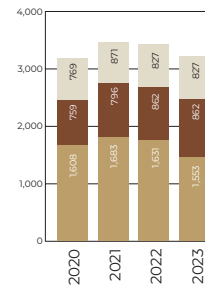
Youth

■ Youth Walk-Trot 11-18
■ Novice Youth
■ Youth



Amateur

■ Amateur Walk Trot
■ Amateur
■ Novice Amateur



E-Shows: Created in March 2020; APHA was the first international equine breed organization to launch an online horse show platform.

Year	Date	Total Entries	Paid Out	Participants	Horses	States/Countries Represented
2023	6 E-Shows (5 bi-monthly, 1 PAC World Championship)	294	\$3,817	78	89	29 States/7 Countries
2022	6 E-Shows (5 bi-monthly, 1 PAC World Championship)	313	\$3,275	93	107	34 States/13 Countries
2021	11 Monthly E-Shows	323	\$3,080	80	85	19 States/9 Countries

Championship Show History



YWCS & OAWCS Combined

Year	Date	Location	Entries	Judges	Horses	States/Countries Represented
2023**	June 23-July 9	Fort Worth, TX	26,148	5	1,459	51
2022**	June 24-July 10	Fort Worth, TX	22,495	5	1,094	47
2021*	June 25-July 11	Fort Worth, TX	26,200	5	1,349	48
2020	September 18-October 4	Fort Worth, TX	21,560	5	1,536	44



Halter Million

Year	Date	Location	Entries	Judges	Horses	States/Countries Represented
2023**	September 23-October 1	Fort Worth, TX	10,905	5	493	43
2022**	September 24-October 2	Fort Worth, TX	11,005	5	531	40
2021*	September 27-October 3	Fort Worth, TX	7,187	5	394	37

**2022-2023 - All world championship halter classes (Open, Amateur & Youth) except performance halter and color took place at the Halter Million, in addition to APHA Breeders' Futurity halter classes and WCHA halter classes.

*2021 - The weanling world championship halter classes, all APHA Breeders' Futurity halter classes and WCHA took place at The Lone Star Gathering (now called the Halter Million).

Approved Show Participation

Shows		
Month	2022	2023
January	34	37
February	25	21
March	59	49
April	104	88
May	124	139
June	58	61
July	77	68
August	103	79
September	89	91
October	61	49
November	29	28
December	27	21
Total	790	731

Novice Youth		
Month	2022	2023
January	746	651
February	467	390
March	1,100	1,001
April	2,571	1,915
May	3,049	2,907
June	627	462
July	1,575	927
August	2,777	2,430
September	1,164	1,473
October	812	818
November	236	634
December	884	1,068
Total	16,008	14,676

Open Solid Paint-Bred		
Month	2022	2023
January	86	124
February	22	0
March	361	349
April	626	426
May	1,022	1,029
June	456	730
July	709	409
August	1,712	1,237
September	752	554
October	460	582
November	62	130
December	171	46
Total	6,439	5,616

Amateur Walk-Trot		
Month	2022	2023
January	792	1,052
February	670	622
March	1,828	1,479
April	4,282	3,494
May	4,659	4,359
June	696	614
July	1,932	1,541
August	4,090	3,196
September	3,043	3,029
October	2,298	1,714
November	612	1,084
December	1,612	1,588
Total	26,514	23,772

Open		
Month	2022	2023
January	1,818	1,928
February	1,747	1,048
March	3,506	2,705
April	7,716	7,327
May	9,364	9,724
June	3,283	3,703
July	5,580	4,171
August	11,755	10,416
September	6,958	6,794
October	4,278	4,373
November	1,339	1,923
December	3,130	2,736
Total	60,474	56,848

Amateur		
Month	2022	2023
January	1,685	2,179
February	1,592	1,440
March	3,575	2,896
April	7,686	7,192
May	10,947	11,418
June	2,800	2,949
July	4,664	4,005
August	10,490	9,383
September	6,611	7,112
October	3,978	3,983
November	922	1,842
December	2,757	3,114
Total	57,707	57,513

Amateur Solid Paint-Bred		
Month	2022	2023
January	8	28
February	4	0
March	120	116
April	542	315
May	1,295	1,276
June	337	423
July	566	424
August	1,362	896
September	577	458
October	494	534
November	7	112
December	168	20
Total	5,480	4,602

TOTAL ENTRIES		
Month	2022	2023
Jan	7,872	8,475
Feb	6,362	4,703
Mar	15,198	12,526
Apr	33,046	28,005
May	43,272	42,103
June	10,997	11,380
July	21,298	16,663
Aug	42,871	37,235
Sept	25,165	26,174
Oct	16,321	15,517
Nov	4,337	8,083
Dec	12,569	12,550
Total	239,308	223,414

Youth		
Month	2022	2023
January	2,394	1,966
February	1,472	884
March	3,335	2,643
April	6,302	4,684
May	8,275	6,599
June	1,706	1,235
July	4,136	3,417
August	6,627	6,040
September	3,449	4,181
October	2,717	2,216
November	825	1,518
December	3,095	3,013
Total	44,333	38,396

Novice Amateur		
Month	2022	2023
January	343	547
February	388	319
March	1,319	1,295
April	3,132	2,556
May	4,247	4,314
June	1,017	1,174
July	2,055	1,576
August	3,680	3,230
September	2,418	2,401
October	1,173	1,157
November	300	816
December	712	965
Total	20,784	20,350

Youth Solid Paint-Bred		
Month	2022	2023
January	0	0
February	0	0
March	54	42
April	189	96
May	414	477
June	72	90
July	81	193
August	378	407
September	187	172
October	93	140
November	4	24
December	36	0
Total	1,508	1,641

TOTAL HORSES		
Month	2022	2023
Jan	422	478
Feb	179	97
Mar	557	453
Apr	741	722
May	661	781
June	338	377
July	373	272
Aug	355	322
Sept	279	265
Oct	124	156
Nov	71	70
Dec	65	43
Total	4,165	4,036

2023 Top 20 Shows


By horses per judge

Rank	Show	Location	Date	Horses	Entries	2022 Rank	# of Judges	Adjoining Show
1	European Paint Horse Championships sponsored by Zone 12 Coordinating Committee	Kreuth, GM	8/18	304	1,546	1	5 ZOR	
2	Ugly Sweater Extravaganza sponsored by Florida PHC & Georgia PHC	Ocala, FL	12/1	177	1,055	12	4 POR x 4 POR	Holiday Classic sponsored by Florida PHC (177/1,054)
3	Fort Worth Stock Show & Rodeo Paint Horse Show sponsored by FWSSR & Texas PHC	Fort Worth, TX	1/23	171	815	8	4 POR	
4	APHA Zone 2 Show sponsored by Zone 2 Coordinating Committee	Las Vegas, NV	5/17	168	822	2	6 ZOR x 4 POR	APHA Zone 2 POR sponsored by Silver State PHC (165/794)
5	Copper Country sponsored by Arizona PHC	Scottsdale, AZ	1/1	167	732	9	4 POR x 4 POR	Copper Country sponsored by Arizona PHC (182/736)
6	Paint Horse Congress #2 sponsored by Kansas PHA	Oklahoma City, OK	10/19	166	721	16	4 POR x 4 POR	Paint Horse Congress #1 sponsored by Kansas PHA (166/720)
7	Show of the Year #1 sponsored by California PHA	Ranch Murieta, CA	4/26	160	750	10	4 POR x 4 POR	Show of the Year #2 sponsored by California PHA (153/679)
8	German Paint Horse Championship sponsored by Paint Horse Club Germany	Kreuth, GM	6/29	154	772	14	4 POR	
9	Paint the Future sponsored by Texas PHC	Waco, TX	4/6	150	806	3	4 POR	
10	Zone 4 Memorial Day Classic sponsored by Zone 4 Coordinating Committee	Waco, TX	5/26	144	730	7	6 ZOR	
11	Houston Livestock Show & Rodeo sponsored by HLSR	Houston, TX	3/13	141	755	13	3 POR	
12	Great 8 Zone-O-Rama sponsored by Zone 8 Coordinating Committee	Cloverdale, IN	5/5	140	841	17	6 ZOR	
13	Copper Country sponsored by Arizona PHC	Scottsdale, AZ	12/29	138	686	4	4 POR x 4 POR	Copper Country POR sponsored by Arizona PHC
14	Zone One- The Big Paint Show sponsored by Zone 1 Coordinating Committee	Nampa, ID	8/9	128	782	5	6 ZOR x 4 POR	Copper Country POR sponsored by Arizona PHC
15	Texas Wildflower sponsored by Gulf Coast PHC & Texas PHC	Waco, TX	3/2	127	654	6	4 POR	
16	Virginia Color Classic Futurity Show sponsored by Virginia PHC	Lexington, VA	9/1	114	575	-	4 POR	
17	Fall Color Classic #1 sponsored by Michigan PHC & Indiana PHC	Cloverdale, IN	10/26	113	542	11	4 POR x 4 POR	Fall Color Classic #2 sponsored by Michigan PHC & Indiana PHC (111/528)
18	IPHA Fall Breeders Futurity and POR sponsored by Illinois PHA	Gifford, IL	9/1	107	527	18	4 POR	
19	IPHA Spring Fling sponsored by Illinois PHA	Gifford, IL	4/14	107	515	19	4 POR	
20	Washington State PHC Classic #1 sponsored by Washington State PHC	Monroe, WA	7/21	105	618	-	3 POR x 3 POR	Star Spangled Horse Show #2 sponsored by Washington State PHC (104/590)

Incentive Programs



Breeders' Trust Annual Payouts



Stallions Subscribed to Breeders' Trust



Top 5 Stallions by Foal Earnings

Stallion	Total Number of Foals	Total Earnings	Average Earnings Per Foal
Zippos Sensation	50	\$24,014.94	\$480.30
All Time Fancy	73	\$19,809.32	\$271.36
The Original Cowboy	38	\$14,179.26	\$373.14
Lazy Loper (QH)	22	\$10,512.65	\$477.85
The Sugar Daddy	29	\$10,374.42	\$357.74

Top 5 Gross Earnings

Payee	Earnings
Fred or Vanessa Cole	\$8,622.48
Simons Show Horses LLC	\$7,765.77
Robert or Patricia Ross	\$5,492.10
Sally Griffin	\$5,339.03
Susan & Phillip Drawdy	\$4,904.17

Top 5 Earnings by Foal

Nominated Foal/Sire	Earnings	Points Total Open/Amateur	Distribution	Owner/Nominator/Subscriber
Call Me A Cowboy/	\$6,009.05	687	\$4,206.33	Robert or Patricia Ross
The Original Cowboy		158.5	\$600.90	Marylyn Caliendo
		528.5	\$1,201.82	Simons Show Horses LLC
Get The Sensation/	\$5,737.90	656	\$4,016.53	Sally Griffin
Zippos Sensation		36	\$573.79	Tim and Cindy Snap
		620	\$1,147.58	Simons Show Horses LLC
FVR Stylin Phil/	\$5,720.40	654	\$4,004.28	Fred or Vanessa Cole
Hes Stylin		243	\$572.04	Gena Viator
		411	\$1,144.08	Hes Stylin Syndicate
Wicked Crome/	\$5,501.73	629	\$3,851.21	Kristin M Roman
The Gentlemens Club		98	\$550.18	Neal P Stevenson
		531	\$1,100.34	Lauren Bork
Almost Too Tempting/	\$4,767.00	545	\$3,336.90	Kristen G Shaw
Almost Too Fancy		67	\$476.70	Tammy Mills
		478	\$953.40	Becky Brock



Platinum Division:

131 paid entries competed for \$330,000

Leading Sire of Money Earning Foals for the Platinum Division:

Execute, owned by Carolyn C. Stewart

Gold Division:

293 paid entries competed for \$210,000

Leading Sire of Money Earning Foals for the Gold Division:

Trillions, owned by Jim and Georgia Snow

Total for all divisions:

424 entries competed for \$540,000



Introduced in 2020, Chrome Cash is an APHA-exclusive incentive offered as a class within a class at select performance horse competitions, traditional all-around shows and international events.

Chrome Cash is open to all registered Paint Horses: Regular Registry and Solid Paint-Bred. The owner must be a current APHA member in good standing. Participants enter the Chrome Cash classes per each event's rules. Entry fees are jackpotted back as payouts; designated shows with sponsors or matching funds will have added money.

	2021	2022	2023
NCHA Payouts	\$200,514	\$427,289	\$778,499
NCHA Entries	428	920	1,839
NRCHA Payouts	\$11,600	\$23,675	\$28,825
NRCHA Entries	56	116	149
ARHFA Payouts	N/A	\$7,300	\$20,600
ARHFA Entries	N/A	25	51

	2021	2022	2023
NRHA Payouts	N/A	\$15,234	\$65,876.50
NRHA Entries	N/A	50	233
SHTX Payouts	N/A	N/A	\$2,125
SHTX Entries	N/A	N/A	17
All-Around Payouts	N/A	\$40,000	\$87,275
All-Around Entries	N/A	293	824
International Payouts	N/A	\$22,300	\$25,500
International Entries	N/A	151	261

Paint Barrel Racing Incentive Program

*includes Texas-Bred Money

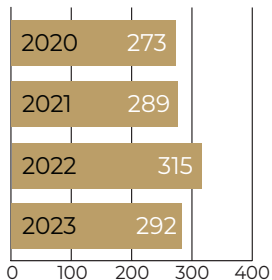
	2020	2021	2022	2023
PBRIP Events	62	121	133	118
PBRIP Enrollments	437	426	499	391
PBRIP Money Paid Out	\$69,090	\$110,790	\$137,463*	\$125,800*

PBRIP Participating States

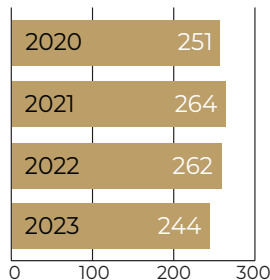
Colorado	Illinois	Missouri	Pennsylvania
Florida	Kansas	New Mexico	Texas
Georgia	Louisiana	Oklahoma	

Paint Racing

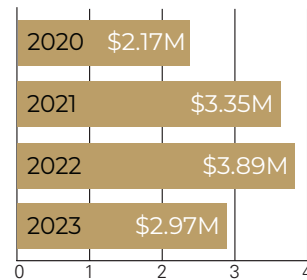
Number of Starters



Number of Races



Purse Money in Millions



Lifetime Leading Racing Sires by Money Earned

	Horse Name	Money Earned		Horse Name	Money Earned
1.	Royal Quick Flash	\$7,389,652	6.	Awesome Chrome	\$2,036,207
2.	CRM Livewire	\$6,780,655	7.	Easy Jet Too	\$1,591,503
3.	Judys Lineage	\$5,679,729	8.	Dos Poruno	\$1,589,838
4.	Country Quick Dash	\$4,044,472	9.	Treasured Too	\$1,399,379
5.	Texas Hero	\$3,375,442	10.	PYC Paint Your Wagon (QH)	\$1,235,084

2023 Top 10 Races by Purse Money

	Race	Grade	Track	City, State	Purse
1.	Speedhorse Graham Paint & Appaloosa Futurity	G1	Remington Park	Oklahoma City, OK	\$230,375
2.	Oklahoma Paint & Appaloosa Futurity	G1	Remington Park	Oklahoma City, OK	\$203,465
3.	PSBA American Paint Classic Futurity	G1	Remington Park	Oklahoma City, OK	\$153,700
4.	Pot O'Gold Futurity	G1	Will Rogers Downs	Claremore, OK	\$81,700
5.	Texas Hero Paint & Appaloosa Futurity	G1	Lone Star Park	Grand Prairie, TX	\$76,940
6.	Colors of Houston Futurity	G2	Sam Houston	Houston, TX	\$64,480
7.	Colors of the Wind Paint & Appaloosa Futurity	G1	Retama Park	Selma, TX	57,568
8.	Speedhorse Paint & Appaloosa Futurity	G1	Fair Meadows	Tulsa, OK	\$55,927
9.	Colors of Texas Paint Maturity	G2	Sam Houston	Houston, TX	\$34,250
10.	National Cowboy & Western Heritage Museum Stakes	G1	Remington Park	Oklahoma City, OK	\$33,300



Chrome

2023 APEX Award

- Award of Excellence: Feature Writing: “The Concrete Cure,” Fall 2022 *Chrome*

2023 American Horse Publications Equine Media Awards

- Winner: Association Equine Media Feature Single Article—“The Concrete Cure,” Fall 2022 *Chrome*
- Winner: Association Equine Media Cover Page Design—“Cowboy Man,” Spring 2022 *Chrome*
- Winner: Freelance Writer Personality Profile Single Article—“Lyle @ Home,” Spring 2022 *Chrome*
- Reserve: Association Equine Media Editorial Design—“Lyle @ Home,” Spring 2022 *Chrome*
- Reserve: Freelance Writer Equine Journalism Article—“Lyle @ Home,” Spring 2022 *Chrome*
- 3rd Association Equine Media Editorial Design—“Scents & Sensibility,” Winter 2022 *Chrome*

Official Publication of Mule Alley at the Fort Worth Stockyards.

Total Circulation: 28,865



Paint Horse Journal

2023 APEX Award

- Award of Excellence: Magazines, Journals & Tabloids – Print (entire issue over 32 pages)

2023 American Horse Publications Equine Media Awards

- Reserve: Association Equine Media Service to the Consumer Single Article—“Building a Brand,” July/August 2022 *Paint Horse Journal*
- Reserve: Service to the Horse Industry Single Article—“Marked For Greatness,” January/February 2022 *Paint Horse Journal*
- Honorable Mention Association Equine Media Editorial Design—“Gene Pool Puzzle,” November/December 2022 *Paint Horse Journal*

Total Circulation: 21,656

Social Media



324,573 followers on Facebook



56,982 followers on Instagram



23,400 followers on Twitter/X

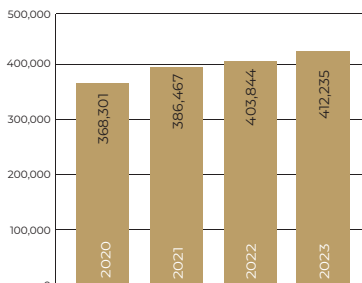


3,280 YouTube subscribers



4,000 LinkedIn followers

Total Social Media Contacts



Financials

*American Paint Horse Association
financial statements coming soon*





2023 ANNUAL REPORT

**AMERICAN
PAINT HORSE**
foundation

PF

Scholarship Recipients

New Academic Scholarships

Anna Claire Smith	Bud & Beverly Shoemaker Honorarium	Texas State University
Camey Powers	Ken Winder Memorial Endowment	Texas A&M University
Haylee Triplitt	Floyd & Maryann Moore Endowment #2	West Texas A&M University
Julius Culwell	Joann Cook Memorial Endowment	East Central Community College
Reese Byers	Dr/Mrs. Wonderlich Endowment	Wichita State University
Teagan Goble	Lynn Simmons Memorial #1 Endowment	Blinn College
Treylyn Hancock	Ashley Huntington Memorial Endowment	Texas Tech University
Kevin Holthuijsen	Matt Diamond Memorial Endowment	KNHS

Academic Scholarship Renewals

Antonia Lee Dinulescu	Lee Newsome Endowment	University Of Texas At Austin
Gianna Pozzi	Illinois Paint Horse Club Endowment #1	Baylor University
Grace A. Carter	California Paint Racing Association Endowment	Carroll College
Jenna Milford	Bill & Rachael Yoesel Memorial Endowment	Colby Community College
Kimberly Laue	Jason Sheriff Memorial Endowment	Midway University
Kristin Dahl	Zone 3 Endowment #1	Texas A&M University
Madison Mendes	Dr. Bill Jackson Memorial	Modesto Junior College
Melissa Cruzan	Roland and Joan Hoch Endowment	University of South Carolina
Reece Chapman	Cross Timbers Paint Horse Club Endowment #1	Ball State University
Ruby Voortmeyer	Utah Paint Horse Club Endowment #1	University of South Carolina
Samantha Stubblefield	Lynn Simons Memorial Endowment #2	Baylor University
Stevie Lise Brown	Robert & Mary Parrott Endowment	University of Tennessee At Martin

APHA Youth World Show/Halter Million Scholarships Redeemed

Abigail Zawisza	\$2,800	University of Georgia
Alison Bergmann	\$1,550	University of Wisconsin River Falls
Anna Wessel	\$250	Anoka Ramsey Community College
Avery Mortman	\$4,500	Baylor University
Brady Hattan	\$250	Bradley University
Biloxi Shultz	\$1,400	Texas A&M University
Brogan Hill	\$400	Fresno State University
Bryanna Carney	\$2,450	California State University - Fresno
Bucki Smith	\$3,650	Lubbock Christian University

Scholarship Recipients

APHA Youth World Show/Halter Million Scholarships Redeemed

Cloey Martindale	\$125	Stetson University
Courtney Walters	\$1,250	North Central Texas College
Ella Barton	\$650	Indiana State University
Emma Goffard	\$6,300	Texas Christian University
Erin Wright	\$6,150	Louisiana Tech
Evelyn Kronlage	\$1,150	Pikes Peak State College
Grace Gerbus	\$2,150	South Dakota State University
Haley Thomas	\$1,200	Texas State Univeristy
Hannah Maher	\$750	Black Hawk College East Campus
Jeanie Marie Hall	\$1,400	Murray State College
Kaylynn Heitman	\$9,600	Texas A&M University
Kendal Fellegly	\$2,000	Southeastern Oklahoma State University
Kimber Cobbs	\$2,250	Olivet Nazarene University
Landyn Kidd	\$400	Stephan F Austin State University
Lauren Hall	\$2,050	Auburn University
Leah Blay	\$1,050	University of Findlay
Lillie Walthall	\$2,200	Abilene Christian University
Maddison Waller	\$1,250	Keiser University
Makayla Foster	\$1,150	Oklahoma State University
Mattie Weaver	\$2,950	Wallace State Community College
Micheal Wagner Jr	\$800	Texas Horseshoeing School
Nicole Ellerbrock	\$2,425	The University of Findlay
Peyton Staat	\$1,450	Texas Christian University
Presley Parker	\$2,000	Tyler Junior College
Rebecca Figueroa	\$11,450	Southern Methodist University
Reese Byers	\$4,350	Wichita State University
Renee McCray	\$1,350	Oklahoma State University
Samantha Stubblefield	\$1,000	Baylor University
Serena Wilborn	\$1,400	Northeastern Junior College
Sophie McLochlin	\$500	Purdue University
Sydney Shaw	\$2,450	Sam Houston State University
Teagan Goble	\$7,700	Blinn College
Treylyn Hancock	\$2,000	Texas Tech University
Total	\$102,150	

Scholarship Endowments

Endowments may be established in the form of an honorarium or a memorial in any name. Donations to these endowments are totaled together until the current minimum of \$25,000 is reached. When the minimum amount is reached, the fund becomes permanent and the American Paint Horse Foundation issues a \$1,000 academic scholarship, annually, in that club or individual's memory or honor. Any amount of money may be donated to an established honorarium or memorial endowment, but a minimum of \$1,000 must be donated to begin one. All scholarships go directly to the college, university or trade school.

Permanent Youth World Show Scholarship Endowment Benefactors

Perpetuates scholarships at each Youth World Show in their name:

- Arizona PHC Endowment, established 2019
- Gregg Reisinger YWS Scholarship Endowment, established 2021
- Marx Endowment, established 2019
- Rebecca Baker Memorial Endowment Scholarships, established 2014
- Robyn Hanna Sportsmanship Endowment, established 2019
- YWS Class Scholarship Endowment, established 2013

Permanent Academic Scholarship Endowment Benefactors

Perpetuates a \$1,000 scholarship annually in their name

- Arizona Paint Horse Club Endowment #2, established 1997
- Arizona Paint Horse Club Endowment, established 1997
- Ark La Tex Paint Horse Club Endowment, established 2005
- Ashley Huntington Memorial Endowment, established 2013
- Bill & Joye Bryan Endowment, established 2007
- Bill and Rachael Yoesel Memorial Endowment, established 2013
- Bob & Theda Bartholomew Endowment, established 2014
- Bud & Beverly Shoemaker Endowment, established 2014
- California Paint Racing Association Endowment, established 1995
- Central California Paint Horse Club Endowment, established 1991
- Cross Timbers Paint Horse Club Endowment #1, established 2008
- Cross Timbers Paint Horse Club Endowment #2, established 2013
- Dr. & Mrs. Lyle Wonderlich Endowment, established 1985
- Dr. & Mrs. W.V. Garnier Family Endowment, established 1987
- Dr. Bill Jackson #1 Endowment, established 1996
- Dr. Bill Jackson Memorial Endowment #2, established 1999
- Floyd & Maryann Moore Honorarium Fund #2, established 2008
- Floyd and Maryanne Moore Endowment #1, established 2007
- Gulf Coast Paint Horse Club Members Endowment, established 2018
- Idaho Paint Horse Club Endowment, established 1994
- Illinois Paint Horse Club Endowment #1, established 1999
- Illinois Paint Horse Club Endowment #2, established 2003
- Jason Sheriff Memorial Endowment, established 2014
- Joann Cook Memorial Endowment, established 1996
- Jodi Murray Memorial Endowment, established 2022
- Keith LaMoine Memorial Endowment, established 1994
- Lee Newsom Endowment, established 1983
- Lynn Simons Memorial Endowment #1, established 2005
- Lynn Simons Memorial Endowment #2, established 2007
- Lynn Titlow Memorial Endowment, established 2017
- Matt Diamond Memorial Endowment, established 1995
- Michael Ochetto, Jr Memorial Fund, established 2021
- Mickea Smith Endowment, established 2008
- Nebraska Paint Horse Club Endowment, established 1991
- Nevada Paint Horse Club Endowment #1, established 2000

Nevada PHC #2/ Sheila Plimpton Memorial Endowment, established 2007
Paul White Memorial Endowment, established 2004
Robert and Mary Parrott Endowment, established 2005
Robert Haas Endowment, established 1998
Robyn Hanna Sportsmanship Award Memorial Endowment, established 2014
Rocky Mountain Paint Horse Association YDF Scholarship, established 2017
Roland & Joan Hoch Endowment, established 1994
Southwest Washington Paint Horse Club Endowment, established 1989
Utah Paint Horse Club Endowment #1, established 1998
Utah Paint Horse Club Endowment #2, established 2000
Utah Paint Horse Club Endowment #3, established 2001
Wanda West Memorial Fund, established 2023
Washington State Paint Horse Club Endowment, established 2005
Williamson/Brashears Endowment, established 2014
Zone 1 Endowment #1, established 1995
Zone 1 Endowment Scholarship #2, established 1996
Zone 1 Endowment #3, established 2001
Zone 2 / Duane Pettibone Memorial, established 2000
Zone 2 Endowment, established 2000
Zone 3 Endowment #1, established 1997
Zone 3 Endowment #2, established 2000
Zone 3 Endowment #3, established 2003
Zone 3 Endowment #4, established 2010

Incomplete Honorarium Endowment Funds

These honorariums require a minimum of \$25,000 to issue a scholarship:

AjPHA Honorarium / Youth Member of the Year Fund
Banks Ready Youth World Show Courage Honorarium, c/o George Ready, Hernando, Mississippi
Jan Anderson Honorarium Fund
Michigan Paint Horse Club Scholarship Fund

These honorariums require a minimum of \$12,000 to issue a scholarship:

Mississippi Paint Horse Club Honorarium Fund, c/o Betty Sikes, Brandon, Mississippi
New Mexico Paint Horse Club Honorarium Fund, c/o Bill Golliet, Hagerman, New Mexico
Utah Paint Horse Club Honorarium Fund #4, c/o Brad Jones, Ogden, Utah

These honorariums require a minimum of \$10,000 to issue a scholarship:

Mr. & Mrs. Joe Bachmuth Honorarium Fund, Cullman, Alabama

Incomplete Memorial Endowment Funds

These memorial funds require a minimum of \$25,000 to issue a scholarship:

Brett Scott Fredericks Memorial Fund
Gary Gordon Memorial Fund
Larry Sheriff Memorial Fund
Marti Cibrowski McLain Memorial Fund
Nevada PHC #3/ Ken Winder Memorial Fund
Suzanna Smiles Memorial Fund
Suzette Busby Memorial Fund
Zippos Sensation Memorial Fund

These memorial funds require a minimum of \$15,000 to issue a scholarship:

Dean Jones Memorial Fund
Jim Pacelli Memorial Fund
Maxine Howington Memorial Fund

Scholarship Endowments

Incomplete Memorial Endowment Funds (cont'd)

This memorial fund requires a minimum of \$12,000 to issue a scholarship:

A J "Jack" Campbell Memorial Fund

These memorial funds require a minimum of \$10,000 to issue a scholarship:

Avis Schnurr Memorial Fund

Rachel Ryan Burns Memorial Fund

Robert Ward Memorial Fund

Shirley Bilton Memorial Fund

Sue Williamson Memorial Fund

Tad Dahms Memorial Fund

Planned Giving

Will or Planned Giving Vehicle

These members have provided for the future benefit of the America Paint Horse Foundation by including the association in their will or other planned giving vehicle.

Chuck and Sherry Marx, Prescott, Arizona

Wendall and Peggy Cummings, Sedalia, Colorado

