



**PFE** *marked for greatness™*

**2022**  
**ANNUAL**  
**REPORT**



# 2022 Board of Directors

## APHA Structure

### Members:

*Elect State Directors.*

### State Directors:

*Have the right and responsibility to advise the Board of Directors regarding any matter of importance to APHA by means of resolutions.*

### Board of Directors:

*Sets Association policy. Responsible for planning the future direction of the Association, while ensuring its fiscal integrity.*

### Executive Director:

*Responsible for day-to-day operation and guidance of the Association. Implements policies adopted by the State Directors and Board of Directors. Carries out decisions made by resolution of the Board of Directors.*

### Leadership Team:

*Responsible for the day-to-day management of departments.*



**President & Officer**  
**Melanie Cox-Dayhuff**  
Knightstown, Indiana



**President-Elect & Officer**  
**David Lands**  
Gloucester, Virginia



**Vice President**  
**Sandy Jirkovsky**  
Whitesboro, Texas



**Board Member**  
**Kelly Boles Chapman**  
Bellevue, Michigan



**Board Member**  
**Monika Hagen**  
Bavaria, Germany



**Board Member**  
**Diane Alves**  
Ballico, California



**Board Member**  
**Ashley Griffin**  
Owenton, Kentucky



**Board Member**  
**Mike Holloway**  
Brandon, Mississippi



**Board Member**  
**James Howard**  
Wayne, Oklahoma



**Immediate  
Past President & Officer**  
**Alison Umberger**  
Broad Run, Virginia



**Executive Director  
& Officer**  
**Billy Smith**  
Fort Worth, Texas

# Membership by Location

## United States

| LOCATION             | TOTAL | LOCATION       | TOTAL | LOCATION          | TOTAL         |
|----------------------|-------|----------------|-------|-------------------|---------------|
| Alabama              | 340   | Maine          | 82    | Pennsylvania      | 609           |
| Alaska               | 38    | Maryland       | 167   | Puerto Rico       | 0             |
| Arizona              | 933   | Massachusetts  | 182   | Rhode Island      | 7             |
| Arkansas             | 390   | Michigan       | 1017  | South Carolina    | 348           |
| California           | 2259  | Minnesota      | 830   | South Dakota      | 304           |
| Colorado             | 1166  | Mississippi    | 328   | Tennessee         | 552           |
| Connecticut          | 76    | Missouri       | 876   | Texas             | 5345          |
| Delaware             | 70    | Montana        | 560   | Utah              | 513           |
| District of Columbia | 0     | Nebraska       | 442   | Vermont           | 60            |
| Florida              | 1237  | Nevada         | 308   | Virginia          | 359           |
| Georgia              | 573   | New Hampshire  | 108   | Virgin Islands    | 0             |
| Hawaii               | 32    | New Jersey     | 212   | Washington        | 1112          |
| Idaho                | 625   | New Mexico     | 277   | West Virginia     | 93            |
| Illinois             | 826   | New York       | 425   | Wisconsin         | 749           |
| Indiana              | 596   | North Carolina | 664   | Wyoming           | 315           |
| Iowa                 | 806   | North Dakota   | 223   |                   |               |
| Kansas               | 615   | Ohio           | 977   |                   |               |
| Kentucky             | 318   | Oklahoma       | 1560  |                   |               |
| Louisiana            | 375   | Oregon         | 961   |                   |               |
|                      |       |                |       | <b>U.S. Total</b> | <b>31,842</b> |

## International

| LOCATION           | TOTAL | LOCATION          | TOTAL | LOCATION             | TOTAL        |
|--------------------|-------|-------------------|-------|----------------------|--------------|
| Argentina          | 2     | Hungary           | 31    | Spain                | 56           |
| Australia          | 78    | Ireland           | 18    | Sweden               | 280          |
| Austria            | 282   | Israel            | 9     | Switzerland          | 176          |
| Belgium            | 303   | Italy             | 772   | Thailand             | 1            |
| Belize             | 1     | Japan             | 14    | United Kingdom       | 69           |
| Brazil             | 13    | Luxembourg        | 33    | Uruguay              | 1            |
| Bulgaria           | 6     | Mexico            | 282   | Venezuela            | 9            |
| China              | 12    | Namibia           | 3     |                      |              |
| Colombia           | 12    | Netherlands       | 317   |                      |              |
| Costa Rica         | 16    | New Caledonia     | 5     |                      |              |
| Croatia            | 22    | New Zealand       | 4     |                      |              |
| Czech Republic     | 391   | Norway            | 52    |                      |              |
| Denmark            | 139   | Panama            | 6     |                      |              |
| Dominican Republic | 7     | Poland            | 96    |                      |              |
| Estonia            | 1     | Russia            | 2     |                      |              |
| Finland            | 28    | Singapore         | 5     |                      |              |
| France             | 773   | Slovakia Republic | 102   |                      |              |
| Germany            | 1492  | Slovenia          | 48    |                      |              |
| Greece             | 1     | South Africa      | 12    |                      |              |
|                    |       |                   |       | <b>Foreign Total</b> | <b>5,982</b> |

## Canada

| LOCATION              | TOTAL        |
|-----------------------|--------------|
| Alberta               | 741          |
| British Columbia      | 364          |
| Manitoba              | 107          |
| New Brunswick         | 69           |
| Newfoundland          | 5            |
| Nova Scotia           | 84           |
| Nw Territories        | 0            |
| Ontario               | 516          |
| Prince Edward II      | 9            |
| Quebec                | 311          |
| Saskatchewan          | 308          |
| Yukon                 | 3            |
| <b>Canadian Total</b> | <b>2,517</b> |

|                      |               |
|----------------------|---------------|
| <b>United States</b> | <b>31,842</b> |
| <b>International</b> | <b>5,982</b>  |
| <b>Canada</b>        | <b>2,517</b>  |
| <b>Grand Total</b>   | <b>40,431</b> |

| MEMBERSHIP           | TOTAL         |
|----------------------|---------------|
| Regular 1-Year       | 17,803        |
| Regular 3-Year       | 9,343         |
| Regular 5-Year       | 3,158         |
| Total                | 30,304        |
| Junior 1-Year        | 1,661         |
| Junior 3-Year        | 586           |
| J-Term               | 1,262         |
| Total                | 3,509         |
| Lifetime Members     | 6,528         |
| <b>Total Members</b> | <b>40,341</b> |

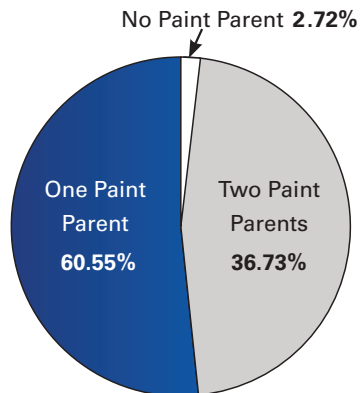
# Paint Horse Distribution (Total horses registered in 2022)

## Registration and Breeding Statistics

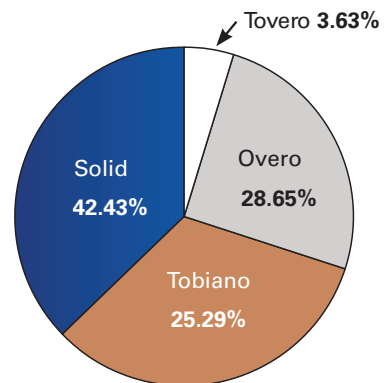
| Year | Horses Registered Annually | Horses Transferred Annually | Mares Bred | Stallion Breeding Reports |
|------|----------------------------|-----------------------------|------------|---------------------------|
| 2022 | 9,934                      | 12,749                      | *          | *                         |
| 2021 | 9,881                      | 13,679                      | 17,212     | 4,301                     |
| 2020 | 9,706                      | 12,312                      | 15,748     | 4,659                     |
| 2019 | 9,145                      | 12,023                      | 15,159     | 4,671                     |
| 2018 | 10,149                     | 13,232                      | 16,202     | 4,970                     |

\* Please note: Because the majority of stallion breeding reports are received by APHA late in the year, complete statistics are not available when the Annual Report is compiled. Totals for 2022 will be available in next year's report. Also note that as late reports are filed, totals for previous years might increase.

**Total Horses Registered by Bloodline**



**Total Horses Registered by Pattern**





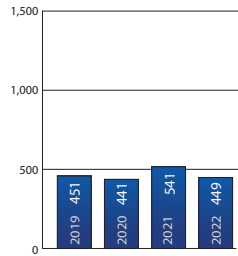
# Horse Analysis by Location (Total horses registered in 2022)

|                      | Total Horses | Type         |              |              |            | Sex          |              |            | Bloodline  |                  |                   |
|----------------------|--------------|--------------|--------------|--------------|------------|--------------|--------------|------------|------------|------------------|-------------------|
|                      |              | Overo        | Tobiano      | Solid        | Tob/Ove    | Stallions    | Mares        | Geldings   | Cropout    | One Paint Parent | Two Paint Parents |
| <b>United States</b> |              |              |              |              |            |              |              |            |            |                  |                   |
| Alabama              | 65           | 20           | 12           | 30           | 3          | 19           | 39           | 7          | 1          | 45               | 19                |
| Alaska               | 6            | 0            | 3            | 3            | 0          | 3            | 3            | 0          | 0          | 4                | 2                 |
| Arizona              | 134          | 58           | 29           | 46           | 1          | 45           | 79           | 10         | 5          | 77               | 52                |
| Arkansas             | 92           | 13           | 25           | 54           | 0          | 31           | 52           | 9          | 0          | 74               | 18                |
| California           | 398          | 130          | 63           | 196          | 9          | 151          | 203          | 44         | 12         | 274              | 112               |
| Colorado             | 209          | 47           | 78           | 80           | 4          | 80           | 99           | 30         | 10         | 120              | 79                |
| Connecticut          | 4            | 3            | 0            | 1            | 0          | 1            | 2            | 1          | 0          | 3                | 1                 |
| Delaware             | 8            | 2            | 1            | 5            | 0          | 0            | 7            | 1          | 0          | 5                | 3                 |
| Florida              | 179          | 66           | 39           | 72           | 2          | 67           | 94           | 18         | 11         | 113              | 55                |
| Georgia              | 95           | 31           | 30           | 34           | 0          | 42           | 44           | 9          | 3          | 57               | 35                |
| Hawaii               | 3            | 1            | 0            | 2            | 0          | 1            | 0            | 2          | 0          | 2                | 1                 |
| Idaho                | 133          | 33           | 28           | 66           | 6          | 53           | 63           | 17         | 2          | 95               | 36                |
| Illinois             | 146          | 67           | 20           | 53           | 6          | 54           | 69           | 23         | 5          | 84               | 57                |
| Indiana              | 101          | 34           | 24           | 40           | 3          | 37           | 47           | 17         | 4          | 60               | 37                |
| Iowa                 | 233          | 91           | 50           | 83           | 9          | 76           | 123          | 34         | 6          | 143              | 84                |
| Kansas               | 162          | 42           | 52           | 61           | 7          | 73           | 72           | 17         | 5          | 90               | 67                |
| Kentucky             | 108          | 37           | 16           | 51           | 4          | 51           | 52           | 5          | 3          | 79               | 26                |
| Louisiana            | 72           | 23           | 20           | 27           | 2          | 32           | 31           | 9          | 4          | 47               | 21                |
| Maine                | 7            | 3            | 2            | 1            | 1          | 2            | 5            | 0          | 2          | 3                | 2                 |
| Maryland             | 15           | 10           | 2            | 3            | 0          | 4            | 8            | 3          | 1          | 6                | 8                 |
| Massachusetts        | 15           | 6            | 2            | 7            | 0          | 5            | 8            | 2          | 2          | 5                | 8                 |
| Michigan             | 198          | 72           | 53           | 69           | 4          | 60           | 102          | 36         | 6          | 112              | 80                |
| Minnesota            | 167          | 57           | 39           | 70           | 1          | 55           | 84           | 28         | 8          | 103              | 56                |
| Mississippi          | 59           | 18           | 21           | 20           | 0          | 17           | 38           | 4          | 2          | 36               | 21                |
| Missouri             | 220          | 62           | 58           | 96           | 4          | 89           | 112          | 19         | 3          | 139              | 78                |
| Montana              | 216          | 39           | 58           | 113          | 6          | 75           | 122          | 19         | 5          | 143              | 68                |
| Nebraska             | 93           | 32           | 22           | 34           | 5          | 36           | 51           | 6          | 1          | 63               | 29                |
| Nevada               | 49           | 12           | 12           | 25           | 0          | 17           | 24           | 8          | 1          | 40               | 8                 |
| New Hampshire        | 9            | 3            | 3            | 2            | 1          | 5            | 2            | 2          | 0          | 7                | 2                 |
| New Jersey           | 20           | 8            | 3            | 8            | 1          | 8            | 11           | 1          | 2          | 11               | 7                 |
| New Mexico           | 49           | 7            | 13           | 28           | 1          | 23           | 20           | 6          | 2          | 36               | 11                |
| New York             | 55           | 21           | 9            | 22           | 3          | 26           | 23           | 6          | 1          | 36               | 18                |
| North Carolina       | 102          | 37           | 20           | 40           | 5          | 27           | 60           | 15         | 3          | 73               | 26                |
| North Dakota         | 136          | 27           | 62           | 43           | 4          | 61           | 67           | 8          | 2          | 85               | 49                |
| Ohio                 | 164          | 61           | 41           | 61           | 1          | 59           | 78           | 27         | 8          | 112              | 44                |
| Oklahoma             | 491          | 105          | 121          | 256          | 9          | 179          | 258          | 54         | 10         | 314              | 167               |
| Oregon               | 182          | 55           | 41           | 81           | 5          | 75           | 89           | 18         | 3          | 119              | 60                |
| Pennsylvania         | 85           | 35           | 13           | 36           | 1          | 28           | 44           | 13         | 5          | 59               | 21                |
| Rhode Island         | 1            | 0            | 0            | 1            | 0          | 1            | 0            | 0          | 0          | 1                | 0                 |
| South Carolina       | 52           | 20           | 13           | 16           | 3          | 16           | 28           | 8          | 3          | 27               | 22                |
| South Dakota         | 264          | 31           | 136          | 90           | 7          | 133          | 123          | 8          | 3          | 126              | 135               |
| Tennessee            | 115          | 33           | 21           | 56           | 5          | 46           | 56           | 13         | 4          | 76               | 35                |
| Texas                | 1,342        | 412          | 230          | 679          | 21         | 489          | 684          | 169        | 89         | 941              | 312               |
| Utah                 | 110          | 22           | 26           | 61           | 1          | 42           | 53           | 15         | 0          | 79               | 31                |
| Vermont              | 8            | 3            | 5            | 0            | 0          | 3            | 5            | 0          | 0          | 3                | 5                 |
| Virginia             | 50           | 19           | 11           | 18           | 2          | 16           | 27           | 7          | 2          | 29               | 19                |
| Washington           | 158          | 55           | 35           | 63           | 5          | 65           | 76           | 17         | 7          | 99               | 52                |
| West Virginia        | 20           | 3            | 4            | 11           | 2          | 11           | 8            | 1          | 1          | 15               | 4                 |
| Wisconsin            | 162          | 61           | 34           | 66           | 1          | 68           | 80           | 14         | 4          | 97               | 61                |
| Wyoming              | 85           | 27           | 22           | 33           | 3          | 33           | 45           | 7          | 1          | 52               | 32                |
| Total U.S.           | 6,847        | 2,054        | 1,622        | 3,013        | 158        | 2,590        | 3,470        | 787        | 252        | 4,419            | 2,176             |
| <b>International</b> |              |              |              |              |            |              |              |            |            |                  |                   |
| Alberta              | 212          | 62           | 44           | 91           | 15         | 90           | 107          | 15         | 1          | 121              | 90                |
| Australia            | 6            | 3            | 0            | 3            | 0          | 1            | 1            | 4          | 1          | 2                | 3                 |
| Austria              | 48           | 13           | 22           | 11           | 2          | 22           | 26           | 0          | 0          | 24               | 24                |
| Belgium              | 144          | 36           | 42           | 55           | 11         | 69           | 73           | 2          | 0          | 72               | 72                |
| Belize               | 1            | 0            | 1            | 0            | 0          | 0            | 1            | 0          | 0          | 0                | 1                 |
| British Columbia     | 96           | 15           | 50           | 26           | 5          | 42           | 42           | 12         | 1          | 65               | 30                |
| China                | 7            | 3            | 1            | 3            | 0          | 5            | 2            | 0          | 0          | 2                | 5                 |
| Colombia             | 3            | 0            | 2            | 1            | 0          | 1            | 2            | 0          | 0          | 2                | 1                 |
| Croatia              | 8            | 1            | 0            | 7            | 0          | 5            | 3            | 0          | 0          | 6                | 2                 |
| Czech Republic       | 148          | 26           | 58           | 54           | 10         | 69           | 72           | 7          | 0          | 61               | 87                |
| Denmark              | 14           | 3            | 4            | 6            | 1          | 3            | 10           | 1          | 0          | 6                | 8                 |
| Dominican Republ     | 1            | 0            | 0            | 1            | 0          | 0            | 1            | 0          | 0          | 1                | 0                 |
| Finland              | 5            | 3            | 2            | 0            | 0          | 2            | 2            | 1          | 0          | 0                | 5                 |
| France               | 522          | 166          | 138          | 175          | 43         | 254          | 267          | 1          | 0          | 167              | 355               |
| Germany              | 445          | 82           | 176          | 161          | 26         | 212          | 220          | 13         | 4          | 253              | 188               |
| Hungary              | 15           | 1            | 6            | 8            | 0          | 5            | 9            | 1          | 0          | 11               | 4                 |
| Ireland              | 2            | 0            | 1            | 1            | 0          | 1            | 0            | 1          | 0          | 2                | 0                 |
| Israel               | 1            | 0            | 0            | 1            | 0          | 0            | 1            | 0          | 0          | 0                | 1                 |
| Italy                | 554          | 164          | 134          | 230          | 26         | 240          | 306          | 8          | 0          | 284              | 270               |
| Japan                | 1            | 0            | 0            | 1            | 0          | 0            | 1            | 0          | 0          | 1                | 0                 |
| Luxembourg           | 9            | 2            | 1            | 6            | 0          | 5            | 4            | 0          | 0          | 4                | 5                 |
| Manitoba             | 69           | 18           | 7            | 35           | 9          | 24           | 43           | 2          | 1          | 44               | 24                |
| Mexico               | 147          | 43           | 19           | 77           | 8          | 65           | 82           | 0          | 0          | 128              | 19                |
| Namibia              | 3            | 1            | 0            | 2            | 0          | 1            | 2            | 0          | 0          | 1                | 2                 |
| Netherlands          | 94           | 20           | 38           | 24           | 12         | 51           | 39           | 4          | 0          | 41               | 53                |
| New Brunswick        | 18           | 4            | 5            | 6            | 3          | 6            | 11           | 1          | 0          | 10               | 8                 |
| Newfoundland         | 1            | 1            | 0            | 0            | 0          | 0            | 1            | 0          | 0          | 0                | 1                 |
| Norway               | 7            | 1            | 4            | 2            | 0          | 6            | 1            | 0          | 0          | 2                | 5                 |
| Nova Scotia          | 20           | 5            | 8            | 5            | 2          | 11           | 8            | 1          | 0          | 9                | 11                |
| Ontario              | 96           | 32           | 20           | 39           | 5          | 31           | 54           | 11         | 5          | 56               | 35                |
| Panama               | 1            | 0            | 1            | 0            | 0          | 0            | 1            | 0          | 0          | 0                | 1                 |
| Poland               | 29           | 4            | 8            | 14           | 3          | 12           | 16           | 1          | 0          | 17               | 12                |
| Prince Edward II     | 3            | 0            | 2            | 1            | 0          | 3            | 0            | 0          | 0          | 2                | 1                 |
| Quebec               | 58           | 9            | 12           | 36           | 2          | 23           | 30           | 5          | 1          | 43               | 14                |
| Saskatchewan         | 134          | 42           | 32           | 55           | 5          | 70           | 59           | 5          | 1          | 73               | 60                |
| Slovakia Republi     | 29           | 6            | 8            | 12           | 3          | 10           | 19           | 0          | 0          | 10               | 19                |
| Slovenia             | 22           | 4            | 4            | 14           | 0          | 11           | 11           | 0          | 0          | 12               | 10                |
| South Africa         | 5            | 0            | 2            | 2            | 1          | 4            | 0            | 1          | 0          | 4                | 1                 |
| Spain                | 19           | 5            | 6            | 5            | 3          | 8            | 11           | 0          | 0          | 9                | 10                |
| Sweden               | 42           | 7            | 12           | 19           | 4          | 22           | 18           | 2          | 1          | 27               | 14                |
| Switzerland          | 20           | 6            | 8            | 6            | 0          | 8            | 11           | 1          | 1          | 12               | 7                 |
| United Kingdom       | 26           | 5            | 10           | 7            | 4          | 9            | 15           | 2          | 1          | 12               | 13                |
| Yukon                | 2            | 0            | 2            | 0            | 0          | 0            | 1            | 1          | 0          | 0                | 2                 |
| Total International  | 3,087        | 792          | 890          | 1,202        | 203        | 1,401        | 1,583        | 103        | 18         | 1,596            | 1,473             |
| <b>Grand Total</b>   | <b>9,934</b> | <b>2,846</b> | <b>2,512</b> | <b>4,215</b> | <b>361</b> | <b>3,991</b> | <b>5,053</b> | <b>890</b> | <b>270</b> | <b>6,015</b>     | <b>3,649</b>      |

# Program Participation

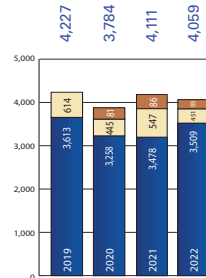
## Paint Alternative Competition (PAC)

(Ride America is included in PAC)



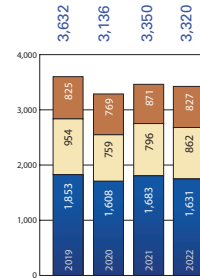
## Youth

■ Youth Walk-Trot 11-18  
■ Novice Youth  
■ Youth



## Amateur

■ Amateur Walk Trot  
■ Amateur  
■ Novice Amateur



**E-Shows (created March 2020)** APHA was the first international equine breed organization to launch an online horse show platform.

| Year | Date  | Total Entries | Paid Out | Participants | Horses | States/Countries represented |
|------|---|---------------|----------|--------------|--------|------------------------------|
| 2022 | 6 E-Shows Shows<br>(5 bi-monthly, 1 PAC World Championship) | 313           | \$3,275  | 93           | 107    | 34 States/13 Countries       |
| 2021 | 11 Monthly E-Shows  | 323           | \$3,080  | 80           | 85     | 19 States/9 Countries        |
| 2020 | 10 Monthly E-Shows  | 1,702         | \$13,372 | 374          | 408    | 41 States/14 Countries       |

# Championship Show History

## WORLD CHAMPIONSHIP SHOWS



### YWCS & OAWCS Combined

| Year   | Date            | Location       | Entries | Judges | Horses | States/Countries represented |
|--------|-----------------|----------------|---------|--------|--------|------------------------------|
| 2022** | June 24-July 10 | Fort Worth, TX | 22,495  | 5      | 1,094  | 47                           |
| 2021*  | June 25-July 11 | Fort Worth, TX | 26,200  | 5      | 1,349  | 48                           |
| 2020   | Sept. 18-Oct. 4 | Fort Worth, TX | 21,560  | 5      | 1,536  | 44                           |
| 2019   | Sept. 16-29     | Fort Worth, TX | 21,023  | 5      | 1,569  | 56                           |
| 2018   | Sept. 17-30     | Fort Worth, TX | 22,456  | 5      | 1,538  | 48                           |



### Halter Million

| Year   | Date            | Location       | Entries | Judges | Horses | States/Countries represented |
|--------|-----------------|----------------|---------|--------|--------|------------------------------|
| 2022** | Sept. 24-Oct. 2 | Fort Worth, TX | 11,005  | 5      | 531    | 40                           |
| 2021*  | Sept. 27-Oct. 3 | Fort Worth, TX | 7,187   | 5      | 394    | 37                           |

\*\*2022 - All world championship halter classes (Open, Amateur and Youth) except performance halter and color took place at the Halter Million (formerly The Lone Star Gathering) in addition to the APHA Breeders' Futurity halter and WCHA.

\*2021 - The weanling world championship halter classes, all APHA Breeders' Futurity halter classes and WCHA took place at The Lone Star Gathering.



# Approved Show Participation

## Shows

| Month        | 2021       | 2022       |
|--------------|------------|------------|
| January      | 30         | 34         |
| February     | 25         | 25         |
| March        | 54         | 59         |
| April        | 77         | 104        |
| May          | 130        | 124        |
| June         | 57         | 58         |
| July         | 90         | 77         |
| August       | 84         | 103        |
| September    | 129        | 89         |
| October      | 69         | 61         |
| November     | 35         | 29         |
| December     | 18         | 27         |
| <b>Total</b> | <b>798</b> | <b>790</b> |

## Open

| Month        | 2021          | 2022          |
|--------------|---------------|---------------|
| January      | 1488          | 1818          |
| February     | 1998          | 1747          |
| March        | 3334          | 3506          |
| April        | 7237          | 7716          |
| May          | 11107         | 9364          |
| June         | 3587          | 3283          |
| July         | 5569          | 5580          |
| August       | 8885          | 11755         |
| September    | 8513          | 6958          |
| October      | 5565          | 4278          |
| November     | 2681          | 1339          |
| December     | 1840          | 3130          |
| <b>Total</b> | <b>61,804</b> | <b>60,474</b> |

## Youth

| Month        | 2021          | 2022          |
|--------------|---------------|---------------|
| January      | 1851          | 2394          |
| February     | 1702          | 1472          |
| March        | 3945          | 3335          |
| April        | 6350          | 6302          |
| May          | 10839         | 8275          |
| June         | 1874          | 1706          |
| July         | 3528          | 4136          |
| August       | 6197          | 6627          |
| September    | 5518          | 3449          |
| October      | 3679          | 2717          |
| November     | 2421          | 825           |
| December     | 1804          | 3095          |
| <b>Total</b> | <b>49,708</b> | <b>44,333</b> |

## Novice Youth

| Month        | 2021          | 2022          |
|--------------|---------------|---------------|
| January      | 762           | 746           |
| February     | 798           | 467           |
| March        | 1563          | 1100          |
| April        | 2868          | 2571          |
| May          | 4361          | 3049          |
| June         | 888           | 627           |
| July         | 1547          | 1575          |
| August       | 2721          | 2777          |
| September    | 2047          | 1164          |
| October      | 1186          | 812           |
| November     | 908           | 236           |
| December     | 528           | 884           |
| <b>Total</b> | <b>20,177</b> | <b>16,008</b> |

## Amateur

| Month        | 2021          | 2022          |
|--------------|---------------|---------------|
| January      | 1349          | 1685          |
| February     | 1680          | 1592          |
| March        | 3287          | 3575          |
| April        | 6821          | 7686          |
| May          | 11349         | 10947         |
| June         | 2954          | 2800          |
| July         | 4395          | 4664          |
| August       | 7370          | 10490         |
| September    | 7262          | 6611          |
| October      | 5474          | 3978          |
| November     | 2450          | 922           |
| December     | 1704          | 2757          |
| <b>Total</b> | <b>56,095</b> | <b>57,707</b> |

## Novice Amateur

| Month        | 2021          | 2022          |
|--------------|---------------|---------------|
| January      | 626           | 343           |
| February     | 508           | 388           |
| March        | 1401          | 1319          |
| April        | 2709          | 3132          |
| May          | 4691          | 4247          |
| June         | 1124          | 1017          |
| July         | 2020          | 2055          |
| August       | 3116          | 3680          |
| September    | 3089          | 2418          |
| October      | 1792          | 1173          |
| November     | 856           | 300           |
| December     | 592           | 712           |
| <b>Total</b> | <b>22,524</b> | <b>20,784</b> |

## Open Solid Paint-Bred

| Month        | 2021         | 2022         |
|--------------|--------------|--------------|
| January      | 143          | 86           |
| February     | 45           | 22           |
| March        | 281          | 361          |
| April        | 389          | 626          |
| May          | 1022         | 1022         |
| June         | 606          | 456          |
| July         | 879          | 709          |
| August       | 1141         | 1712         |
| September    | 1004         | 752          |
| October      | 552          | 460          |
| November     | 332          | 62           |
| December     | 70           | 171          |
| <b>Total</b> | <b>6,464</b> | <b>6,439</b> |

## Amateur Solid Paint-Bred

| Month        | 2021         | 2022         |
|--------------|--------------|--------------|
| January      | 72           | 8            |
| February     | 8            | 4            |
| March        | 91           | 120          |
| April        | 477          | 542          |
| May          | 1178         | 1295         |
| June         | 428          | 337          |
| July         | 970          | 566          |
| August       | 967          | 1362         |
| September    | 863          | 577          |
| October      | 810          | 494          |
| November     | 346          | 7            |
| December     | 36           | 168          |
| <b>Total</b> | <b>6,246</b> | <b>5,480</b> |

## Youth Solid Paint-Bred

| Month        | 2021         | 2022         |
|--------------|--------------|--------------|
| January      | 34           | 0            |
| February     | 30           | 0            |
| March        | 30           | 54           |
| April        | 118          | 189          |
| May          | 375          | 414          |
| June         | 171          | 72           |
| July         | 203          | 81           |
| August       | 271          | 378          |
| September    | 287          | 187          |
| October      | 182          | 93           |
| November     | 206          | 4            |
| December     | 0            | 36           |
| <b>Total</b> | <b>1,907</b> | <b>1,508</b> |

## Amateur Walk-Trot

| Month        | 2021          | 2022          |
|--------------|---------------|---------------|
| January      | 606           | 792           |
| February     | 766           | 670           |
| March        | 1474          | 1828          |
| April        | 2842          | 4282          |
| May          | 5218          | 4659          |
| June         | 816           | 696           |
| July         | 2031          | 1932          |
| August       | 2818          | 4090          |
| September    | 3245          | 3043          |
| October      | 3406          | 2298          |
| November     | 1686          | 612           |
| December     | 1158          | 1612          |
| <b>Total</b> | <b>26,066</b> | <b>26,514</b> |

## TOTAL ENTRIES

| Month        | 2021           | 2022           |
|--------------|----------------|----------------|
| Jan          | 6931           | 7872           |
| Feb          | 7535           | 6362           |
| Mar          | 15406          | 15198          |
| Apr          | 29811          | 33046          |
| May          | 50140          | 43272          |
| June         | 12448          | 10997          |
| July         | 21142          | 21298          |
| Aug          | 33486          | 42871          |
| Sept         | 31828          | 25165          |
| Oct          | 22646          | 16321          |
| Nov          | 11892          | 4337           |
| Dec          | 7732           | 12569          |
| <b>Total</b> | <b>250,997</b> | <b>239,308</b> |

## TOTAL HORSES

| Month        | 2021         | 2022         |
|--------------|--------------|--------------|
| Jan          | 346          | 422          |
| Feb          | 223          | 179          |
| Mar          | 474          | 557          |
| Apr          | 765          | 741          |
| May          | 647          | 661          |
| June         | 454          | 338          |
| July         | 438          | 373          |
| Aug          | 342          | 355          |
| Sept         | 370          | 279          |
| Oct          | 142          | 124          |
| Nov          | 117          | 71           |
| Dec          | 33           | 65           |
| <b>Total</b> | <b>4,351</b> | <b>4,165</b> |

# 2022 Top 20 Shows (by entries per judge)

| Rank | Show   | Location           | Date  | Entries | Horses | 2021 |               | Adjoining Show   |
|------|--|--------------------|-------|---------|--------|------|---------------|--|
|      |  |                    |       |         |        | Rank | # of Judges   |  |
| 1    | "European Paint Horse Championships sponsored by Zone 12 Coordinating Committee" | Kreuth, GM         | 8/21  | 1504    | 311    | 1    | 5 ZOR         |  |
| 2    | APHA Zone 2 Show sponsored by Zone 2 Coordinating Committee                      | Las Vegas, NV      | 5/25  | 1097    | 228    | 2    | 6 ZOR x 4 POR | APHA Zone 2 POR sponsored by Silver State PHC (1034/229)                   |
| 3    | Paint the Future sponsored by Texas PHC  | Waco, TX           | 4/7   | 874     | 163    | 4    | 4 POR         |  |
| 4    | Copper Country sponsored by Arizona PHC  | Scottsdale, AZ     | 12/29 | 861     | 270    | 11   | 4 POR x 4 POR | Copper Country POR sponsored by Arizona PHC                                |
| 5    | Zone 1 The Big Paint Show sponsored by Zone 1 Coordinating Committee             | Nampa, ID          | 8/10  | 859     | 161    | 8    | 6 ZOR x 4 POR | INPHC Summer Spectacular sponsored by Inland Northwest PHC (793/158)       |
| 6    | Texas Wildflower sponsored by Gulf Coast PHC & Texas PHC                         | Waco, TX           | 3/2   | 837     | 155    | 10   | 4 POR         |  |
| 7    | Zone 4 Memorial Day Classic sponsored by Zone 4 Coordinating Committee           | Waco, TX           | 5/25  | 836     | 156    | 6    | 6 ZOR         |  |
| 8    | Fort Worth Stock Show & Rodeo Paint Horse Show sponsored by FWSSR & Texas PHC    | Fort Worth, TX     | 1/27  | 832     | 173    | -    | 4 POR         |  |
| 9    | Copper Country sponsored by Arizona PHC  | Scottsdale, AZ     | 1/1   | 816     | 238    | 9    | 4 POR x 4 POR | Copper Country sponsored by Arizona PHC (903/254)                          |
| 10   | Show of the Year #1 sponsored by California PHA                                  | Ranch Murieta, CA  | 4/27  | 805     | 167    | 7    | 4 POR x 4 POR | Show of the Year #2 sponsored by California PHA (712/164)                  |
| 11   | Fall Color Classic #1 sponsored by Michigan PHC & Indiana PHC                    | Cloverdale, IN     | 10/19 | 797     | 154    | 5    | 4 POR x 4 POR | Fall Color Classic #2 sponsored by Michigan PHC & Indiana PHC (751/150)    |
| 12   | Ugly Sweater Extravaganza sponsored by Florida PHC & Georgia PHC                 | Ocala, FL          | 12/2  | 758     | 140    | 18   | 4 POR x 4 POR | Holiday Classic sponsored by Florida PHC (758/140)                         |
| 13   | Houston Livestock Show & Rodeo sponsored by HLSR                                 | Houston, TX        | 3/14  | 755     | 129    | 19   | 3 POR         |  |
| 14   | German Paint Horse Championship sponsored by Paint Horse Club Germany            | Kreuth, GM         | 7/14  | 702     | 138    | -    | 4 POR         |  |
| 15   | Zone 7 Northeast Connection sponsored by Zone 7 Coordinating Committee           | Logan Township, NJ | 8/6   | 675     | 121    | -    | 6 ZOR         |  |
| 16   | Paint Horse Congress #1 sponsored by Kansas PHA & Gulf Coast PHC                 | Waco, TX           | 8/25  | 657     | 131    | -    | 4 POR x 4 POR | Paint Horse Congress #2 sponsored by Kansas PHA & Gulf Coast PHC (625/134) |
| 17   | Great 8 Zone-O-Rama sponsored by Zone 8 Coordinating Committee                   | Cloverdale, IN     | 5/6   | 649     | 108    | -    | 6 ZOR         |  |
| 18   | IPHA Fall Breeders Futurity and POR sponsored by Illinois PHA                    | Gifford, IL        | 9/2   | 629     | 122    | 12   | 4 POR         |  |
| 19   | IPHA Spring Fling sponsored by Illinois PHA                                      | Gifford, IL        | 4/15  | 624     | 126    | 3    | 4 POR         |  |
| 20   | Zone 9 Southern Classic sponsored by Zone 9 Coordinating Committee               | Perry, GA          | 2/11  | 613     | 107    | 20   | 6 ZOR         |  |



# Incentive Programs



## Top 5 Stallions by Foal Earnings

| Stallion            | Total Number of Foals | Total Earnings | Average Earnings Per Foal | Total Points | Average Points Per Foal |
|---------------------|-----------------------|----------------|---------------------------|--------------|-------------------------|
| Zippos Sensation    | 62                    | \$24,844.39    | \$400.72                  | 2652         | 43                      |
| All Time Fancy      | 80                    | \$21,904.69    | \$273.81                  | 2623         | 33                      |
| The Sugar Daddy     | 23                    | \$15,825.32    | \$688.06                  | 1895         | 82                      |
| The Original Cowboy | 43                    | \$14,497.40    | \$337.15                  | 1736         | 40                      |
| CR Good Machine     | 29                    | \$12,000.45    | \$413.81                  | 1437         | 50                      |

## Top 5 Earnings by Foal

| Nominated Foal/Sire | Earnings   | Points Total Open/Amateur | Distribution | Owner/Nominator/Subscriber |
|---------------------|------------|---------------------------|--------------|----------------------------|
| Call Me A Cowboy/   | \$7,841.72 | 939                       | \$5,489.20   | Robert or Patricia Ross    |
| The Original Cowboy |            | 200                       | \$784.17     | Marylyn Caliendo           |
|                     |            | 741                       | \$1,568.37   | Simons Show Horses LLC     |
| DaddySleepsToMuch/  | \$5,428.24 | 650                       | \$3,799.76   | Robert or Patricia Ross    |
| The Sugar Daddy     |            | 130                       | \$542.84     | Melody H Walter            |
|                     |            | 522                       | \$1,085.66   | Gavin D Pope               |
| Wicked Crome/       | \$4,568.07 | 547                       | \$3,197.64   | Kristin M Roman            |
| The Gentlemens Club |            | 140                       | \$456.80     | Neal P Stevenson           |
|                     |            | 409                       | \$913.65     | Lauren Bork                |
| Sexy Luvah/         | \$4,543.02 | 544                       | \$3,180.11   | Bim Farms LLC              |
| Lazy Luvah          |            | 80                        | \$454.30     | Diana F Doll               |
|                     |            | 466                       | \$908.63     | Top Line Breeding LLC      |
| Line Up For Candy/  | \$4,526.32 | 542                       | \$3,168.42   | Kenna Slater               |
| VS Flatline (QH)    |            | 336                       | \$452.64     | Susan E Juroe              |
|                     |            | 208                       | \$905.28     | Glover Galyean Partnership |

## Top 5 Gross Earnings

| Payee                   | Earnings   |
|-------------------------|------------|
| Robert or Patricia Ross | \$9,288.96 |
| Simons Show Horses LLC  | \$7,002.07 |
| Susan & Phillip Drawdy  | \$5,041.46 |
| Fred or Vanessa Cole    | \$4,512.90 |
| Lori Search             | \$4,325.87 |



## Platinum Division:

137 paid entries competed for \$317,000

## Leading Sire of Money Earning Foals for the Platinum Division:

Execute, owned by Carolyn C. Stewart

## Gold Division:

259 paid entries competed for \$194,000

## Leading Sire of Money Earning Foals for the Gold Division:

Execute, owned by Carolyn C. Stewart

## Total for all divisions:

396 entries competed for \$511,000



**Introduced in 2020, Chrome Cash is a class within a class offered at select cutting, reining, cow horse, roping and all-around events.**

- Horse must be registered with APHA. Both Regular and Solid Paint-Bred registered horses are eligible.
- Owner must be a current APHA member in good standing.
- Chrome Cash class must be entered per each event's rules. Must complete entry form, pay fees and submit a copy of APHA registration papers to the show secretary to qualify.
- Only shows designated with Chrome Cash sponsors will have added money.

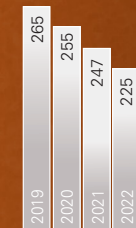
|                      | 2020     | 2021      | 2022      |
|----------------------|----------|-----------|-----------|
| <b>NCHA Payouts</b>  | \$58,686 | \$200,514 | \$427,289 |
| <b>NCHA Entries</b>  | 119      | 428       | 920       |
| <b>NRCHA Payouts</b> | \$6,800  | \$11,600  | \$23,675  |
| <b>NRCHA Entries</b> | 19       | 56        | 116       |
| <b>ARHFA Payouts</b> | NA       | NA        | \$7,300   |
| <b>ARHFA Entries</b> | NA       | NA        | 25        |

|                              | 2020 | 2021 | 2022     |
|------------------------------|------|------|----------|
| <b>NRHA Payouts</b>          | NA   | NA   | \$15,234 |
| <b>NRHA Entries</b>          | NA   | NA   | 50       |
| <b>All-Around Payouts</b>    | NA   | NA   | \$40,000 |
| <b>All-Around Entries</b>    | NA   | NA   | 293      |
| <b>International Payouts</b> | NA   | NA   | \$22,300 |
| <b>International Entries</b> | NA   | NA   | 151      |

## Breeder's Trust Annual Payouts



## Stallions Subscribed to Breeder's Trust



# Paint Barrel Racing Incentive Program

|                             | 2019     | 2020     | 2021      | 2022       |
|-----------------------------|----------|----------|-----------|------------|
| <b>PBRIP Events</b>         | 94       | 62       | 121       | 133        |
| <b>PBRIP Enrollments</b>    | 485      | 437      | 426       | 499        |
| <b>PBRIP Money Paid Out</b> | \$47,110 | \$69,090 | \$110,790 | \$137,463* |

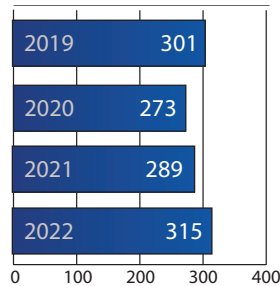
\*includes Texas-Bred Money

## PBRIP Participating States

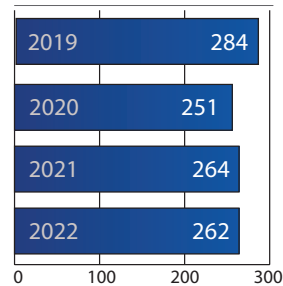
|          |           |            |              |
|----------|-----------|------------|--------------|
| Colorado | Illinois  | New Mexico | Oklahoma     |
| Florida  | Kansas    | Maryland   | Pennsylvania |
| Georgia  | Louisiana | Missouri   | Texas        |

## Paint Racing

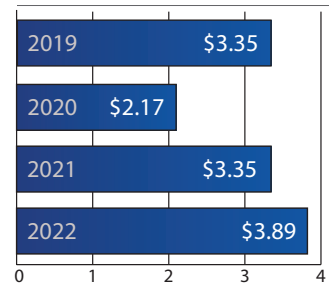
### Number of Starters



### Number of Races



### Purse Money in Millions



## Lifetime Leading Racing Sires by Money Earned

|    | Horse Name         | Money Earned |     | Horse Name                | Money Earned |
|----|--------------------|--------------|-----|---------------------------|--------------|
| 1. | Royal Quick Flash  | \$7,334,574  | 6.  | Awesome Chrome            | \$2,013,645  |
| 2. | Judys Lineage      | \$5,679,729  | 7.  | Easy Jet Too              | \$1,591,503  |
| 3. | CRM Livewire       | \$5,460,942  | 8.  | Dos Poruno                | \$1,569,376  |
| 4. | Country Quick Dash | \$4,034,326  | 9.  | Treasured Too             | \$1,399,379  |
| 5. | Texas Hero         | \$3,375,442  | 10. | PYC Paint Your Wagon (OH) | \$1,235,084  |

## 2022 Top 10 Races by Purse Money

|     | Race   | Grade | Track             | City, State       | Purse     |
|-----|--|-------|-------------------|-------------------|-----------|
| 1.  | Speedhorse Graham Paint & Appaloosa Futurity     | G1    | Remington Park    | Oklahoma City, OK | \$236,850 |
| 2.  | Oklahoma Paint & Appaloosa Futurity              | G1    | Remington Park    | Oklahoma City, OK | \$231,600 |
| 3.  | PSBA American Paint Classic Futurity             | G1    | Remington Park    | Oklahoma City, OK | \$153,000 |
| 4.  | Pot O Gold Futurity                              | G1    | Will Rogers Downs | Claremore, OK     | \$85,200  |
| 5.  | Texas Hero Paint & Appaloosa Futurity            | G1    | Lone Star Park    | Grand Prairie, TX | \$79,027  |
| 6.  | Speedhorse Paint & Appaloosa Futurity            | G1    | Fair Meadows      | Tulsa, OK         | \$74,267  |
| 7.  | Colors of Houston Juvenile                       | G2    | Sam Houston       | Houston, TX       | 60,357    |
| 8.  | Colors of the Alamo Paint & Appaloosa Futurity   | G2    | Retama Park       | Selma, TX         | \$50,130  |
| 9.  | Colors of Texas Paint Maturity                   | G2    | Sam Houston       | Houston, TX       | \$34,000  |
| 10. | National Cowboy & Western Heritage Museum Stakes | G1    | Remington Park    | Oklahoma City, OK | \$32,200  |



# Publications & Social Media



## Chrome

### 2022 APEX Award

- Award of Excellence: Design & Illustration-Covers — “Locks to Love,” Spring 2021 issue

### 2022 American Horse Publications Equine Media Awards

- Winner: Association Publication Personality Profile Article — “For the Love of ‘Caboy’s,’” Spring 2021 issue
- Winner: Association Publication, Editorial Design — “Quality. Class. Distinction.” Fall 2021 issue
- Honorable Mention: Cover — “Locks to Love,” Spring 2021 issue

### Official Publication of Mule Alley at the Fort Worth Stockyards

Total Circulation: 30,752



## Paint Horse Journal

### 2022 APEX Award

- Award of Excellence: Magazine, Journals & Tabloids – Print

### 2022 American Horse Publications Equine Media Awards

- Reserve: Association Publication, Horse Care Single Article — “Managing EPM,” July/August 2021 issue
- Reserve: Association Publication, Service to the Consumer Single Article — “The Winner’s Way,” May/June 2021 issue
- Reserve: “Champions, Unite,” January/February 2021 issue
- Honorable Mention: Instructional Single Article— “Transitions Made Easy,” November/December 2021 issue

Total Circulation: 18,983

## Social Media



318,310 followers on Facebook



48,800 followers on Instagram



23,600 followers on Twitter



3,220 YouTube subscribers

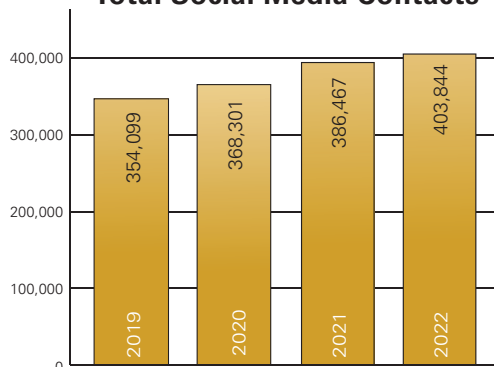


6,800 Pinterest monthly viewers



3,114 LinkedIn followers

### Total Social Media Contacts





## **AMERICAN PAINT HORSE ASSOCIATION**

CONSOLIDATED FINANCIAL REPORT

DECEMBER 31, 2022



## INDEPENDENT AUDITOR'S REPORT

To the Board of Directors  
American Paint Horse Association  
Fort Worth, Texas

### **Opinion**

We have audited the accompanying consolidated financial statements of American Paint Horse Association (American Paint Horse Association (a nonprofit organization) and Marked For Greatness Properties, LLC, consolidated referred to as the Association), which comprise the consolidated statements of assets, liabilities and net assets – modified cash basis as of December 31, 2022 and 2021, and the related consolidated statements of revenues, expenses and change in net assets – modified cash basis, statements of functional expenses – modified cash basis, and statements of cash flows – modified cash basis for the years then ended, and the related notes to the consolidated financial statements.

In our opinion, the consolidated financial statements referred to above present fairly, in all material respects, the assets, liabilities, and net assets of American Paint Horse Association as of December 31, 2022 and 2021, and its support, revenue, and expenses for the years then ended in accordance with the modified cash basis of accounting as described in Note 1.

### **Basis for Opinion**

We conducted our audits in accordance with auditing standards generally accepted in the United States of America. Our responsibilities under those standards are further described in the Auditor's Responsibilities for the Audit of the Financial Statements section of our report. We are required to be independent of American Paint Horse Association and to meet our other ethical responsibilities in accordance with the relevant ethical requirements relating to our audit. We believe that the audit evidence we have obtained is sufficient and appropriate to provide a basis for our audit opinion.

### **Basis of Accounting**

We draw attention to Note 1 of the consolidated financial statements, which describes the basis of accounting. The consolidated financial statements are prepared on the modified cash basis of accounting, which is a basis of accounting other than accounting principles generally accepted in the United States of America. Our opinion is not modified with respect to this matter.

### **Responsibilities of Management for the Financial Statements**

Management is responsible for the preparation and fair presentation of the consolidated financial statements in accordance with the modified cash basis of accounting described in Note 1, and for determining that the modified cash basis of accounting is an acceptable basis for the preparation of the consolidated financial statements in the circumstances. Management is also responsible for the design, implementation, and maintenance of internal control relevant to the preparation and fair presentation of consolidated financial statements that are free from material misstatement, whether due to fraud or error.

### **Auditor's Responsibilities for the Audit of the Financial Statements**

Our objectives are to obtain reasonable assurance about whether the consolidated financial statements as a whole are free from material misstatement, whether due to fraud or error, and to issue an auditor's report that includes our opinion. Reasonable assurance is a high level of assurance but is not absolute assurance and therefore is not a guarantee that an audit conducted in accordance with generally accepted auditing

3116 WEST 5<sup>TH</sup> STREET, 2<sup>ND</sup> FLOOR, FORT WORTH, TEXAS 76107

PHONE 817.332.3877 FAX 817.332.3879



# Financials

standards will always detect a material misstatement when it exists. The risk of not detecting a material misstatement resulting from fraud is higher than for one resulting from error, as fraud may involve collusion, forgery, intentional omissions, misrepresentations, or the override of internal control. Misstatements are considered material if there is a substantial likelihood that, individually or in the aggregate, they would influence the judgment made by a reasonable user based on the consolidated financial statements.

In performing an audit in accordance with generally accepted auditing standards, we:

- Exercise professional judgment and maintain professional skepticism throughout the audit.
- Identify and assess the risks of material misstatement of the consolidated financial statements, whether due to fraud or error, and design and perform audit procedures responsive to those risks. Such procedures include examining, on a test basis, evidence regarding the amounts and disclosures in the consolidated financial statements.
- Obtain an understanding of internal control relevant to the audit in order to design audit procedures that are appropriate in the circumstances, but not for the purpose of expressing an opinion on the effectiveness of American Paint Horse Association's internal control. Accordingly, no such opinion is expressed.
- Evaluate the appropriateness of accounting policies used and the reasonableness of significant accounting estimates made by management, as well as evaluate the overall presentation of the consolidated financial statements.
- Conclude whether, in our judgment, there are conditions or events, considered in the aggregate, that raise substantial doubt about American Paint Horse Association's ability to continue as a going concern for a reasonable period of time.

We are required to communicate with those charged with governance regarding, among other matters, the planned scope and timing of the audit, significant audit findings, and certain internal control related matters that we identified during the audit.

## Report on Supplementary Information

Our audit was conducted for the purpose of forming an opinion on the consolidated financial statements as a whole. The supplementary information on the consolidating statement of assets, liabilities and net assets – modified cash basis and the consolidating statement of revenues, expenses and change in net assets – modified cash basis is presented for purposes of additional analysis and is not a required part of the consolidated financial statements. Such information is the responsibility of management and was derived from and relates directly to the underlying accounting and other records used to prepare the consolidated financial statements. The information has been subjected to the auditing procedures applied in the audit of the consolidated financial statements and certain additional procedures, including comparing and reconciling such information directly to the underlying accounting and other records used to prepare the consolidated financial statements or to the consolidated financial statements themselves, and other additional procedures in accordance with auditing standards generally accepted in the United States of America. In our opinion, the information is fairly stated in all material respects in relation to the consolidated financial statements as a whole.



Kellogg and Kellogg, P.C.  
Fort Worth, Texas  
June 19, 2023

# Financials

**AMERICAN PAINT HORSE ASSOCIATION**  
**CONSOLIDATED STATEMENTS OF ASSETS, LIABILITIES AND NET ASSETS**  
**MODIFIED CASH BASIS**  
**DECEMBER 31, 2022 AND 2021**

|   | 2022                 | 2021                 |
|---|----------------------|----------------------|
| <u>ASSETS</u>   |                      |                      |
| CURRENT ASSETS  |                      |                      |
| Cash and cash equivalents   | \$ 2,305,763         | \$ 1,838,533         |
| Cash and cash equivalents, restricted   | 350,421              | 348,394              |
| Investments, at fair value  | 16,273,964           | 18,147,853           |
| Accounts receivable, net of allowance for doubtful<br>accounts of \$560 in 2022 and \$750 in 2021 | 931,865              | 595,890              |
| Accrued interest receivable, restricted   | 4,162                | 2,325                |
| Inventory   | 58,578               | 48,643               |
| Prepaid expenses  | 26,523               | 23,890               |
| Total current assets  | 19,951,276           | 21,005,528           |
| PROPERTY AND EQUIPMENT,<br>net of accumulated depreciation  |                      |                      |
|   | 657,114              | 822,694              |
| RIGHT-OF-USE ASSET - OPERATING LEASE, net   |                      |                      |
|   | 2,668,450            | -                    |
| OTHER ASSETS  |                      |                      |
| Due from related party, APHF  | 821,825              | 821,533              |
| Certificates of deposits, with restrictions   | 850,000              | 740,000              |
| Security deposits   | 19,125               | 19,125               |
| Total other assets  | 1,690,950            | 1,580,658            |
| <b>TOTAL ASSETS</b>   | <b>\$ 24,967,790</b> | <b>\$ 23,408,880</b> |
| <u>LIABILITIES AND NET ASSETS</u>   |                      |                      |
| CURRENT LIABILITIES   |                      |                      |
| Accounts payable  | \$ 713,773           | \$ 365,863           |
| Accrued expenses  | 729,898              | 633,595              |
| Due to related party, APHF  | 7,347                | 109,939              |
| Deferred revenues   | 866,046              | 516,032              |
| Operating lease liability, current portion  | 70,784               | -                    |
| Total current liabilities   | 2,387,848            | 1,625,429            |
| LONG-TERM LIABILITIES   |                      |                      |
| Deferred rent   | -                    | 141,681              |
| Operating lease liability, net of current portion   | 2,763,185            | -                    |
| Total long-term liabilities   | 2,763,185            | 141,681              |
| NET ASSETS  |                      |                      |
| Without donor restrictions  | 19,028,805           | 20,958,979           |
| With donor restrictions   | 787,952              | 682,791              |
| Total net assets  | 19,816,757           | 21,641,770           |
| <b>TOTAL LIABILITIES AND NET ASSETS</b>   | <b>\$ 24,967,790</b> | <b>\$ 23,408,880</b> |

The Notes to Financial Statements are an integral part of these statements.

# Financials

**AMERICAN PAINT HORSE ASSOCIATION**  
**CONSOLIDATED STATEMENT OF REVENUES, EXPENSES AND CHANGE IN NET ASSETS**  
**MODIFIED CASH BASIS**  
**YEAR ENDED DECEMBER 31, 2022**

|   | Without Donor<br>Restrictions | With Donor<br>Restrictions | Total                |
|---|-------------------------------|----------------------------|----------------------|
| <b>REVENUES AND OTHER SUPPORT</b>         |                               |                            |                      |
| Membership services                       | \$ 2,095,489                  | \$ -                       | \$ 2,095,489         |
| Registration and field services           | 2,401,832                     | -                          | 2,401,832            |
| Performance income                        | 358,953                       | -                          | 358,953              |
| Shows                                     | 3,620,698                     | -                          | 3,620,698            |
| Publications, net of discounts            | 691,315                       | -                          | 691,315              |
| Sponsorship and development               | 204,333                       | -                          | 204,333              |
| In-kind sponsorships                      | 198,968                       | -                          | 198,968              |
| Other program income                      | 690,360                       | -                          | 690,360              |
| Breeders' Trust program support           | -                             | 737,610                    | 737,610              |
| Marked for Greatness revenues             | 682,800                       | -                          | 682,800              |
| Marked for Greatness in-kind sponsorships | 59,100                        | -                          | 59,100               |
|   | <u>11,003,848</u>             | <u>737,610</u>             | <u>11,741,458</u>    |
| Total revenues and other support          | 11,003,848                    | 737,610                    | 11,741,458           |
| <b>EXPENSES</b>                           |                               |                            |                      |
| Program services                          |                               |                            |                      |
| Membership services                       | 683,144                       | -                          | 683,144              |
| Registration and field services           | 1,223,690                     | -                          | 1,223,690            |
| Performance                               | 451,902                       | -                          | 451,902              |
| Shows                                     | 3,341,928                     | -                          | 3,341,928            |
| Publications                              | 801,739                       | -                          | 801,739              |
| Sponsorship and development               | 312,322                       | -                          | 312,322              |
| Other programs                            | 799,213                       | -                          | 799,213              |
| Marked for Greatness expenses             | 721,075                       | -                          | 721,075              |
| Support services                          |                               |                            |                      |
| General and administrative                | 2,829,752                     | -                          | 2,829,752            |
|   | <u>11,164,765</u>             | <u>-</u>                   | <u>11,164,765</u>    |
| Total expenses                            | 11,164,765                    | -                          | 11,164,765           |
| <b>OTHER INCOME AND EXPENSES</b>          |                               |                            |                      |
| Marketing initiative                      | ( 300,000)                    | -                          | ( 300,000)           |
| Investment return                         | ( 1,464,882)                  | 58,817                     | ( 1,406,065)         |
| Income tax expense                        | ( 4,375)                      | -                          | ( 4,375)             |
| Net assets released from restrictions     | -                             | ( 691,266)                 | ( 691,266)           |
|   | <u>( 1,769,257)</u>           | <u>( 632,449)</u>          | <u>( 2,401,706)</u>  |
| Total other income and expenses           | ( 1,769,257)                  | ( 632,449)                 | ( 2,401,706)         |
| CHANGE IN NET ASSETS                      | ( 1,930,174)                  | 105,161                    | ( 1,825,013)         |
| NET ASSETS, beginning of year             | 20,958,979                    | 682,791                    | 21,641,770           |
| NET ASSETS, end of year                   | <u>\$ 19,028,805</u>          | <u>\$ 787,952</u>          | <u>\$ 19,816,757</u> |

The Notes to Financial Statements are an integral part of this statement.



# Financials

**AMERICAN PAINT HORSE ASSOCIATION**  
**CONSOLIDATED STATEMENT OF REVENUES, EXPENSES AND CHANGE IN NET ASSETS**  
**MODIFIED CASH BASIS**  
**YEAR ENDED DECEMBER 31, 2021**

|   | Without Donor<br>Restrictions | With Donor<br>Restrictions | Total                |
|---|-------------------------------|----------------------------|----------------------|
| <b>REVENUES AND OTHER SUPPORT</b>         |                               |                            |                      |
| Membership services                       | \$ 2,166,260                  | \$ -                       | \$ 2,166,260         |
| Registration and field services           | 2,139,054                     | -                          | 2,139,054            |
| Performance income                        | 678,895                       | -                          | 678,895              |
| Shows                                     | 3,426,189                     | -                          | 3,426,189            |
| Publications, net of discounts            | 690,452                       | -                          | 690,452              |
| Sponsorship and development               | 169,000                       | -                          | 169,000              |
| In-kind sponsorships                      | 188,568                       | -                          | 188,568              |
| Other program income                      | 609,835                       | -                          | 609,835              |
| Breeders' Trust program support           | -                             | 575,335                    | 575,335              |
|   | <u>10,068,253</u>             | <u>575,335</u>             | <u>10,643,588</u>    |
| Total revenues and other support          |                               |                            |                      |
| <b>EXPENSES</b>                           |                               |                            |                      |
| Program services                          |                               |                            |                      |
| Membership services                       | 668,502                       | -                          | 668,502              |
| Registration and field services           | 995,274                       | -                          | 995,274              |
| Performance                               | 597,099                       | -                          | 597,099              |
| Shows                                     | 3,127,358                     | -                          | 3,127,358            |
| Publications                              | 589,409                       | -                          | 589,409              |
| Sponsorship and development               | 389,182                       | -                          | 389,182              |
| Other programs                            | 693,728                       | -                          | 693,728              |
| Support services                          |                               |                            |                      |
| General and administrative                | 2,774,857                     | -                          | 2,774,857            |
|   | <u>9,835,409</u>              | <u>-</u>                   | <u>9,835,409</u>     |
| Total expenses                            |                               |                            |                      |
| <b>OTHER INCOME AND EXPENSES</b>          |                               |                            |                      |
| Marketing initiative                      | ( 88,600)                     | -                          | ( 88,600)            |
| Investment return                         | 1,935,864                     | 49,497                     | 1,985,361            |
| Paycheck Protection Program loan forgiven | 459,585                       | -                          | 459,585              |
| Net assets released from restrictions     | -                             | ( 617,498)                 | ( 617,498)           |
|   | <u>2,306,849</u>              | <u>( 568,001)</u>          | <u>1,738,848</u>     |
| Total other income and expenses           |                               |                            |                      |
| CHANGE IN NET ASSETS                      | 2,539,693                     | 7,334                      | 2,547,027            |
| NET ASSETS, beginning of year             | 18,419,286                    | 675,457                    | 19,094,743           |
| NET ASSETS, end of year                   | <u>\$ 20,958,979</u>          | <u>\$ 682,791</u>          | <u>\$ 21,641,770</u> |

The Notes to Financial Statements are an integral part of this statement.

# Financials

## AMERICAN PAINT HORSE ASSOCIATION CONSOLIDATED STATEMENT OF FUNCTIONAL EXPENSES - MODIFIED CASH BASIS YEAR ENDED DECEMBER 31, 2022

| Program Services               |                    |                     |                   |                     |
|--------------------------------|--------------------|---------------------|-------------------|---------------------|
|                                | Member<br>Services | Registrations       | Performance       | Shows               |
| Advertising                    | \$ -               | \$ -                | \$ -              | \$ 201              |
| Admin allowance fee            | -                  | -                   | -                 | -                   |
| Awards                         | -                  | -                   | 46,334            | 1,603,706           |
| Bad debts                      | -                  | -                   | -                 | -                   |
| Bank fees                      | -                  | 388,299             | 2,131             | -                   |
| Cattle fees                    | -                  | -                   | -                 | 25,521              |
| Commissions                    | -                  | -                   | -                 | -                   |
| Communications                 | -                  | 447                 | 2,417             | 11,437              |
| Continuing education           | -                  | -                   | -                 | -                   |
| Contract labor/Travel          | -                  | 4,738               | 3,555             | 611,217             |
| Cost of goods sold             | -                  | -                   | -                 | -                   |
| Data processing                | -                  | 275                 | -                 | 16,167              |
| Depreciation                   | -                  | -                   | -                 | 10,721              |
| DNA testing                    | -                  | 409,405             | -                 | -                   |
| Donations                      | -                  | -                   | -                 | -                   |
| Drug testing                   | -                  | -                   | -                 | 48,979              |
| Dues, fees and subscriptions   | -                  | 1,320               | 15,046            | 17,920              |
| Employee recognition           | -                  | 50                  | -                 | -                   |
| Equipment lease/supplies       | -                  | -                   | 486               | 44,212              |
| Events catering conference     | -                  | -                   | -                 | 70,085              |
| Graphic Design/focus group     | -                  | -                   | 10                | 4,000               |
| Hall of fame                   | -                  | -                   | -                 | -                   |
| Imaging                        | -                  | 12,539              | -                 | -                   |
| Insurance                      | -                  | -                   | 1,400             | 3,752               |
| Member outreach                | 410,188            | -                   | -                 | -                   |
| Office expenses                | -                  | 40                  | 165               | 462                 |
| Payroll                        | 210,631            | 354,534             | 296,370           | 196,018             |
| Postage                        | 24,810             | 44,483              | 8,257             | 1,227               |
| Printing Publications/Programs | 37,515             | 5,900               | 3                 | 3,975               |
| Professional fees              | -                  | -                   | 225               | 1,863               |
| Recruiting                     | -                  | -                   | -                 | -                   |
| Rent                           | -                  | -                   | -                 | 422,501             |
| Repairs and maintenance        | -                  | -                   | -                 | -                   |
| Sponsored Events               | -                  | -                   | 63,528            | -                   |
| Sponsorships                   | -                  | -                   | 500               | -                   |
| Sponsor fulfillment            | -                  | -                   | -                 | ( 12,633)           |
| Taxes                          | -                  | -                   | -                 | -                   |
| Travel/APHA/Booth              | -                  | 1,660               | 11,475            | 260,597             |
| Utilities                      | -                  | -                   | -                 | -                   |
|                                | <u>\$ 683,144</u>  | <u>\$ 1,223,690</u> | <u>\$ 451,902</u> | <u>\$ 3,341,928</u> |

# Financials

**AMERICAN PAINT HORSE ASSOCIATION**  
**CONSOLIDATED STATEMENT OF FUNCTIONAL EXPENSES - MODIFIED CASH BASIS**  
**YEAR ENDED DECEMBER 31, 2022**

| Program Services               |                   |                   |                   |                        |                                 |                            |                      |
|--------------------------------|-------------------|-------------------|-------------------|------------------------|---------------------------------|----------------------------|----------------------|
|                                | Publications      | Sponsorships      | Other Programs    | Total Program Services | Marked for Greatness Properties | General and Administrative | Total Expenses       |
| Advertising                    | \$ 71             | \$ -              | \$ 2,081          | \$ 2,353               | \$ 21,276                       | \$ 34,508                  | \$ 58,137            |
| Admin allowance fee            | -                 | -                 | ( 5,393)          | ( 5,393)               | -                               | -                          | ( 5,393)             |
| Awards                         | -                 | -                 | 71,518            | 1,721,558              | 117,991                         | 5,852                      | 1,845,401            |
| Bad debts                      | ( 190)            | -                 | -                 | ( 190)                 | -                               | 415                        | 225                  |
| Bank fees                      | -                 | -                 | 8,916             | 399,346                | -                               | 175,427                    | 574,773              |
| Cattle fees                    | -                 | -                 | -                 | 25,521                 | -                               | -                          | 25,521               |
| Commissions                    | -                 | -                 | -                 | -                      | 44,841                          | -                          | 44,841               |
| Communications                 | -                 | 700               | 159               | 15,160                 | -                               | 37,949                     | 53,109               |
| Continuing education           | 770               | -                 | -                 | 770                    | -                               | 2,440                      | 3,210                |
| Contract labor/Travel          | 34,865            | -                 | 3,647             | 658,022                | 174,954                         | 268,081                    | 1,101,057            |
| Cost of goods sold             | -                 | -                 | 188,303           | 188,303                | -                               | -                          | 188,303              |
| Data processing                | 12,039            | -                 | 4,775             | 33,256                 | -                               | 70,955                     | 104,211              |
| Depreciation                   | 6,106             | -                 | -                 | 16,827                 | -                               | 170,239                    | 187,066              |
| DNA testing                    | -                 | -                 | -                 | 409,405                | -                               | -                          | 409,405              |
| Donations                      | -                 | -                 | -                 | -                      | -                               | 37,624                     | 37,624               |
| Drug testing                   | -                 | -                 | -                 | 48,979                 | -                               | -                          | 48,979               |
| Dues, fees and subscriptions   | 2,702             | 6,106             | 130               | 43,224                 | 38,129                          | 42,570                     | 123,923              |
| Employee recognition           | -                 | 45                | 55                | 150                    | -                               | 8,272                      | 8,422                |
| Equipment lease/supplies       | -                 | -                 | 8,918             | 53,616                 | 14,905                          | 53,421                     | 121,942              |
| Events catering conference     | 155               | -                 | 69,772            | 140,012                | 13,676                          | 25,665                     | 179,353              |
| Graphic Design/focus group     | -                 | -                 | 538               | 4,548                  | -                               | 2,114                      | 6,662                |
| Hall of fame                   | -                 | -                 | 27,444            | 27,444                 | -                               | -                          | 27,444               |
| Imaging                        | -                 | -                 | -                 | 12,539                 | -                               | -                          | 12,539               |
| Insurance                      | -                 | -                 | 2,800             | 7,952                  | 7,784                           | 76,812                     | 92,548               |
| Member outreach                | -                 | -                 | -                 | 410,188                | -                               | -                          | 410,188              |
| Office expenses                | -                 | -                 | 39                | 706                    | -                               | 9,661                      | 10,367               |
| Payroll                        | 293,427           | 208,006           | 316,648           | 1,875,634              | 87,051                          | 904,068                    | 2,866,753            |
| Postage                        | 181,928           | 102               | 9,306             | 270,113                | 1,501                           | 8,219                      | 279,833              |
| Printing Publications/Programs | 255,443           | -                 | 277               | 303,113                | 11,059                          | 22,336                     | 336,508              |
| Professional fees              | 8,488             | -                 | -                 | 10,576                 | 16,826                          | 218,029                    | 245,431              |
| Recruiting                     | -                 | -                 | -                 | -                      | -                               | 459                        | 459                  |
| Rent                           | -                 | -                 | 27,958            | 450,459                | 149,497                         | 228,977                    | 828,933              |
| Repairs and maintenance        | -                 | -                 | -                 | -                      | -                               | 74,738                     | 74,738               |
| Sponsored Events               | -                 | -                 | -                 | 63,528                 | 14,616                          | -                          | 78,144               |
| Sponsorships                   | 3,000             | 166               | 43,700            | 47,366                 | -                               | 15,259                     | 62,625               |
| Sponsor fulfillment            | -                 | 87,749            | -                 | 75,116                 | -                               | -                          | 75,116               |
| Taxes                          | -                 | -                 | 5,959             | 5,959                  | -                               | 67,151                     | 73,110               |
| Travel/APHA/Booth              | 2,935             | 9,448             | 11,663            | 297,778                | 4,337                           | 241,259                    | 543,374              |
| Utilities                      | -                 | -                 | -                 | -                      | 2,632                           | 27,252                     | 29,884               |
|                                | <u>\$ 801,739</u> | <u>\$ 312,322</u> | <u>\$ 799,213</u> | <u>\$ 7,613,938</u>    | <u>\$ 721,075</u>               | <u>\$ 2,829,752</u>        | <u>\$ 11,164,765</u> |



# Financials

**AMERICAN PAINT HORSE ASSOCIATION**  
**CONSOLIDATED STATEMENT OF FUNCTIONAL EXPENSES - MODIFIED CASH BASIS**  
**YEAR ENDED DECEMBER 31, 2022**

| Program Services               |                    |                   |                   |                     |
|--------------------------------|--------------------|-------------------|-------------------|---------------------|
|                                | Member<br>Services | Registrations     | Performance       | Shows               |
| Advertising                    | \$ -               | \$ -              | \$ -              | \$ 2,100            |
| Admin allowance fee            | -                  | -                 | -                 | -                   |
| Awards                         | -                  | -                 | 57,661            | 1,270,831           |
| Bad debts                      | -                  | -                 | -                 | -                   |
| Bank fees                      | -                  | 245,631           | 2,012             | -                   |
| Cattle fees                    | -                  | -                 | -                 | 40,874              |
| Communications                 | -                  | 18                | 1,113             | 13,531              |
| Continuing education           | -                  | -                 | -                 | -                   |
| Contract labor/Travel          | -                  | 652               | 5,244             | 708,327             |
| Cost of goods sold             | -                  | -                 | -                 | -                   |
| Data processing                | -                  | -                 | -                 | 18,572              |
| Depreciation                   | -                  | 675               | -                 | 5,361               |
| DNA testing                    | -                  | 189,216           | -                 | -                   |
| Donations                      | -                  | -                 | -                 | -                   |
| Drug testing                   | -                  | -                 | -                 | 24,868              |
| Dues, fees and subscriptions   | 270                | 2,210             | 11,763            | 98                  |
| Employee recognition           | -                  | -                 | -                 | -                   |
| Equipment lease/supplies       | -                  | -                 | -                 | 62,594              |
| Events catering conference     | -                  | -                 | -                 | 72,432              |
| Hall of fame                   | -                  | -                 | -                 | -                   |
| Imaging                        | -                  | 9,337             | -                 | -                   |
| Insurance                      | -                  | -                 | 1,400             | 1,972               |
| Member outreach                | 403,837            | -                 | -                 | -                   |
| Newsletter                     | 8,390              | -                 | -                 | -                   |
| Office expenses                | -                  | 10                | 178               | 828                 |
| Online services                | 192,176            | 476,152           | 234,514           | 116,521             |
| Payroll                        | 28,111             | 60,145            | 7,653             | 3,163               |
| Postage                        | 35,718             | 8,073             | 1,297             | 3,529               |
| Printing Publications/Programs | -                  | -                 | -                 | -                   |
| Professional fees              | -                  | -                 | -                 | -                   |
| Relocation/Dedication          | -                  | -                 | -                 | 573,178             |
| Rent                           | -                  | -                 | -                 | 106                 |
| Repairs and maintenance        | -                  | -                 | 270,164           | -                   |
| Sponsored Events               | -                  | -                 | 759               | -                   |
| Sponsorships                   | -                  | -                 | -                 | -                   |
| Sponsor fulfillment            | -                  | -                 | -                 | -                   |
| Taxes                          | -                  | -                 | -                 | 1,724               |
| Travel/APHA/Booth              | -                  | 3,155             | 3,341             | 206,749             |
| Utilities                      | -                  | -                 | -                 | -                   |
|                                | <u>\$ 668,502</u>  | <u>\$ 995,274</u> | <u>\$ 597,099</u> | <u>\$ 3,127,358</u> |

# Financials

**AMERICAN PAINT HORSE ASSOCIATION**  
**CONSOLIDATED STATEMENT OF FUNCTIONAL EXPENSES - MODIFIED CASH BASIS**  
**YEAR ENDED DECEMBER 31, 2022**

Program Services

|                                | Publications      | Sponsorships      | Other Programs    | Total Program Services | General and Administrative | Total Expenses      |
|--------------------------------|-------------------|-------------------|-------------------|------------------------|----------------------------|---------------------|
| Advertising                    | \$ 279            | \$ 170            | \$ 3,725          | \$ 6,274               | \$ 85,290                  | \$ 91,564           |
| Admin allowance fee            | -                 | -                 | ( 4,418)          | ( 4,418)               | -                          | ( 4,418)            |
| Awards                         | -                 | -                 | 95,103            | 1,423,595              | 4,433                      | 1,428,028           |
| Bad debts                      | ( 50)             | -                 | -                 | ( 50)                  | 2,532                      | 2,482               |
| Bank fees                      | -                 | -                 | 8,834             | 256,477                | 182,602                    | 439,079             |
| Cattle fees                    | -                 | -                 | -                 | 40,874                 | -                          | 40,874              |
| Communications                 | -                 | 1,000             | 53                | 15,715                 | 55,291                     | 71,006              |
| Continuing education           | 250               | 35                | -                 | 285                    | 2,510                      | 2,795               |
| Contract labor/Travel          | 44,947            | 606               | 4,464             | 764,240                | 248,839                    | 1,013,079           |
| Cost of goods sold             | -                 | -                 | 173,407           | 173,407                | -                          | 173,407             |
| Data processing                | 11,246            | -                 | 5,220             | 35,038                 | 80,373                     | 115,411             |
| Depreciation                   | 2,293             | -                 | -                 | 8,329                  | 198,542                    | 206,871             |
| DNA testing                    | -                 | -                 | -                 | 189,216                | -                          | 189,216             |
| Donations                      | -                 | -                 | -                 | -                      | 23,270                     | 23,270              |
| Drug testing                   | -                 | -                 | -                 | 24,868                 | -                          | 24,868              |
| Dues, fees and subscriptions   | 2,407             | 7,869             | 388               | 25,005                 | 30,498                     | 55,503              |
| Employee recognition           | -                 | -                 | -                 | -                      | 1,756                      | 1,756               |
| Equipment lease/supplies       | -                 | -                 | 5,955             | 68,549                 | 52,078                     | 120,627             |
| Events catering conference     | 179               | -                 | 3,260             | 75,871                 | 7,513                      | 83,384              |
| Hall of fame                   | -                 | -                 | 26,994            | 26,994                 | -                          | 26,994              |
| Imaging                        | -                 | -                 | -                 | 9,337                  | -                          | 9,337               |
| Insurance                      | -                 | -                 | 2,800             | 6,172                  | 71,326                     | 77,498              |
| Member outreach                | -                 | -                 | -                 | 403,837                | 20                         | 403,857             |
| Newsletter                     | -                 | -                 | -                 | 8,390                  | -                          | 8,390               |
| Office expenses                | 78                | 10                | -                 | 1,104                  | 17,379                     | 18,483              |
| Online services                | 249,691           | 209,492           | 285,279           | 1,763,825              | 1,033,042                  | 2,796,867           |
| Payroll                        | 1,522             | 88                | 13,903            | 114,585                | 10,355                     | 124,940             |
| Postage                        | 270,551           | 16                | 623               | 319,807                | 15,441                     | 335,248             |
| Printing Publications/Programs | 3,878             | -                 | -                 | 3,878                  | 186,122                    | 190,000             |
| Professional fees              | -                 | -                 | -                 | -                      | 23,924                     | 23,924              |
| Relocation/Dedication          | -                 | -                 | 27,950            | 601,128                | 219,711                    | 820,839             |
| Rent                           | 75                | -                 | -                 | 181                    | 74,801                     | 74,982              |
| Repairs and maintenance        | -                 | -                 | -                 | 270,164                | -                          | 270,164             |
| Sponsored Events               | -                 | 2,500             | 28,500            | 31,759                 | 17,652                     | 49,411              |
| Sponsorships                   | -                 | 160,058           | -                 | 160,058                | -                          | 160,058             |
| Sponsor fulfillment            | -                 | -                 | 5,174             | 5,174                  | 50,918                     | 56,092              |
| Taxes                          | -                 | -                 | -                 | 1,724                  | -                          | 1,724               |
| Travel/APHA/Booth              | 2,063             | 7,338             | 6,514             | 229,160                | 67,746                     | 296,906             |
| Utilities                      | -                 | -                 | -                 | -                      | 10,893                     | 10,893              |
|                                | <u>\$ 589,409</u> | <u>\$ 389,182</u> | <u>\$ 693,728</u> | <u>\$ 7,060,552</u>    | <u>\$ 2,774,857</u>        | <u>\$ 9,835,409</u> |

# Financials

## AMERICAN PAINT HORSE ASSOCIATION CONSOLIDATED STATEMENTS OF CASH FLOWS - MODIFIED CASH BASIS YEARS ENDED DECEMBER 31, 2022 AND 2021

|  | 2022           | 2021          |
|--|----------------|---------------|
| <b>CASH FLOWS FROM OPERATING ACTIVITIES</b>  |                |               |
| Change in net assets   | (\$ 1,825,013) | \$ 2,547,027  |
| Adjustments to reconcile change in net assets to net cash provided by operating activities |                |               |
| Depreciation   | 187,066        | 206,871       |
| Paycheck Protection Program loan forgiven  | -              | ( 459,585)    |
| Realized (gain) loss on investments, net   | 112,291        | ( 1,952,928)  |
| Unrealized depreciation on investments, net  | 1,833,345      | 255,857       |
| Reduction in the carrying amount of right-of-use assets - operating leases                 | 95,450         | -             |
| Changes in operating assets and liabilities:   |                |               |
| Accounts receivable  | ( 335,975)     | 233,072       |
| Accrued interest   | ( 1,837)       | 506           |
| Inventory  | ( 9,935)       | ( 11,783)     |
| Prepaid expenses   | ( 2,633)       | ( 5,363)      |
| Due from related party, APHF   | ( 292)         | 1,011         |
| Accounts payable   | 347,910        | ( 220,929)    |
| Accrued expenses   | 153,123        | ( 10,689)     |
| Due to related party, APHF   | ( 102,592)     | ( 13,831)     |
| Deferred revenue   | 350,014        | 39,729        |
| Deferred rent  | -              | ( 4,274)      |
| Operating lease liability  | ( 71,612)      | -             |
| Net cash provided by operating activities  | 729,310        | 604,691       |
| <b>CASH FLOWS FROM INVESTING ACTIVITIES</b>  |                |               |
| Purchase of property and equipment   | ( 78,306)      | ( 278,515)    |
| Purchases on investments, restricted   | ( 650,000)     | ( 400,000)    |
| Proceeds from sales of investments, restricted   | 540,000        | 200,000       |
| Purchases of investments   | ( 1,902,712)   | ( 14,916,079) |
| Proceeds from sales of investments   | 1,830,965      | 14,251,556    |
| Net cash used in investing activities  | ( 260,053)     | ( 1,143,038)  |
| <b>CASH FLOWS FROM FINANCING ACTIVITIES</b>  |                |               |
| Proceeds from Paycheck Protection Program loan   | -              | 459,585       |
| Net cash provided by financing activities  | -              | 459,585       |
| Net increase (decrease) in cash and cash equivalents                                       | 469,257        | ( 78,762)     |
| Cash and cash equivalents, beginning of year   | 2,186,927      | 2,265,689     |
| Cash and cash equivalents, end of year   | \$ 2,656,184   | \$ 2,186,927  |
| <b>NONCASH INVESTING AND FINANCING ACTIVITIES</b>  |                |               |
| Right-of-use asset and liability on operating lease  | \$ 2,763,900   | \$ -          |

The Notes to Financial Statements are an integral part of these statements.



## AMERICAN PAINT HORSE ASSOCIATION NOTES TO CONSOLIDATED FINANCIAL STATEMENTS

### NOTE 1 – SIGNIFICANT ACCOUNTING POLICIES

**Principles of Consolidation** – The consolidated financial statements include the accounts of the American Paint Horse Association, Inc. (APHA) and Marked for Greatness Properties, LLC (MFGP). All significant intercompany accounts and transactions have been eliminated. In these financial statements and notes, the consolidated companies are referred to as the American Paint Horse Association (the Association).

**Nature of Operations** – The American Paint Horse Association is a not-for-profit membership organization incorporated under the laws of Texas and exempt from income tax under Section 501(c)(5) of the U.S. Internal Revenue Code. APHA formed in 1962 to collect, record, and preserve the pedigree of the American Paint Horses. In addition, APHA is responsible for promoting and disseminating knowledge and information related to the American Paint Horse breed.

In October 2021, Marked for Greatness Properties, LLC (MFGP), a Texas limited liability company, was formed by APHA. MFGP is wholly owned by American Paint Horse Association, and has elected to be classified as an association taxable as a corporation. MFGP and APHA each have their own Board of Directors. MFGP began operations during 2021.

**Basis of Accounting** – The accompanying consolidated financial statements have been prepared on the modified cash basis of accounting, which is a comprehensive basis of accounting other than accounting principles generally accepted in the United States of America. Under that basis, certain revenues and the related assets are recognized when received rather than when earned, and certain expenses are recognized when paid rather than when the obligations are incurred. Primarily we do not recognize deferred revenue from membership dues and subscription fees and the related effects on the change in net assets. When we changed to the modified cash basis of accounting, there were balances in various deferred revenue accounts, we elected to amortize these amounts over a period of time that expired in 2021. All other revenue is recognized in the period in which the services are provided.

**Use of Estimates** – The preparation of consolidated financial statements in conformity with the modified cash basis of accounting requires management to make estimates and assumptions that affect certain reported amounts and disclosure during the reporting period. Actual results could differ from those estimates.

**Basis of Presentation** – Net assets, revenues, gains, and losses are classified based on the existence or absence of donor-imposed restrictions, as follows:

*Net Assets without Donor Restrictions* – Net assets available for use in general operations and not subject to donor (or certain grantor) restrictions.

*Net Assets with Donor Restrictions* – Net assets subject to donor (or certain grantor) imposed restrictions. Some donor-imposed restrictions are temporary in nature, such as those that will be met by the passage of time or other events specified by the donor. Other donor-imposed restrictions are perpetual in nature, where the donor stipulates that resources be maintained in perpetuity. Donor-imposed restrictions are released when the restriction expires, that is, when the stipulated time has elapsed, when the stipulated purpose for which the resource was restricted has been fulfilled, or both.

Our Breeders' Trust programs provide added incentives for Paint Horse owners who exhibit their horses. They pay cash awards for points earned at Association approved events by nominated horses. The Breeders' Trust are accounted for as restricted programs and as such are reported in our financial statements as net assets with donor restrictions.

# Financials

## AMERICAN PAINT HORSE ASSOCIATION NOTES TO CONSOLIDATED FINANCIAL STATEMENTS

### NOTE 1 – SIGNIFICANT ACCOUNTING POLICIES (continued)

**Revenue Recognition** – Revenues from membership and subscriptions fees are recorded on the cash basis. Revenues received for registration and field services, publications, and future events and shows are recognized when the service is provided.

**Contributions** – Unconditional contributions are recognized when pledged and recorded as net assets without donor restrictions or net assets with donor restrictions, depending on the existence and/or nature of any donor-imposed restrictions. Conditional promises to give are recognized when the conditions on which they depend are substantially met. Gifts of cash and other assets are reported with donor restricted support if they are received with donor stipulations that limit the use of the donated assets.

**Donated Services** – A substantial number of volunteers have donated significant amounts of time to the Association's activities. However, the Association only recognizes donated services that create or enhance nonfinancial assets or that require specialized skills, are provided by individuals possessing those skills, and would typically need to be purchased if not provided by donation.

**Donated Noncash Assets** – Donated noncash assets are recorded as support at their estimated fair value at the date of donation. Such donations are reported as without donor restricted support unless the donor has restricted the donated asset to a specific purpose.

Gifts of long-lived assets with explicit restrictions that specify how the assets are to be used and gifts of cash and other assets that must be used to acquire long-lived assets are reported as restricted support. Absent explicit donor stipulations about how long those long-lived assets must be maintained, the Association reports expirations of donor restrictions when the donated or acquired long-lived assets are placed in service.

For the years ended December 31, 2022 and 2021, the Association received in-kind sponsorships totaling \$258,068 and \$188,568, respectively.

**Cash and Cash Equivalents** – For purposes of the consolidated statement of cash flows, the Association considers all cash and liquid investments with initial maturities of ninety days or less to be cash and cash equivalents. Certificates of deposits, treasury notes and mutual funds are excluded from the definition of cash and cash equivalents. The Association occasionally has deposits in excess of federally insured limits. Management evaluates each financing institution on a regular basis and does not anticipate any losses on the excess deposits. Cash, with restrictions, is cash deposited specifically for the Breeders' Trust Program. The following table provides a reconciliation of cash and cash equivalents within the statement of assets, liabilities and net assets to the sum of the corresponding amounts within the statements of cash flows:

|  | <u>2022</u>         | <u>2021</u>         |
|--|---------------------|---------------------|
| Cash and cash equivalents                    | \$ 2,305,763        | \$ 1,838,533        |
| Cash and cash equivalents, with restrictions | <u>350,421</u>      | <u>348,394</u>      |
| Total cash and cash equivalents              | <u>\$ 2,656,184</u> | <u>\$ 2,186,927</u> |

**Accounts Receivable** – Accounts receivable are included in the accompanying consolidated statements of assets, liabilities and net assets at original invoice amount. We determine our allowance for doubtful accounts on historical collections and specific uncollectible accounts. We have had minimal losses in prior years. The accounts receivable balance is comprised of amounts owed to us for magazine advertising and other miscellaneous receivables. The allowance for doubtful accounts in 2022 and 2021 was \$560 and \$750, respectively.



## AMERICAN PAINT HORSE ASSOCIATION NOTES TO CONSOLIDATED FINANCIAL STATEMENTS

### NOTE 1 – SIGNIFICANT ACCOUNTING POLICIES (continued)

**Inventory** – Inventory is carried at the lower of cost or net realizable value, determined by first-in, first-out method. Any merchandise write-downs to net realizable value of any items determined to be slow moving or obsolete would be reflected on the consolidated statement of revenues, expenses and changes in net assets.

**Property, Equipment and Collection** – We budget annually for all acquisitions of property and equipment and all expenditures in excess of \$500 for repairs, maintenance, and betterments that materially prolong the useful lives of assets are capitalized. Property and equipment are carried at original cost. The fair market value of donated assets is similarly capitalized. Expenditures for maintenance and repairs are charged to expenses as incurred. Depreciation using the straight-line method is provided over the estimated useful lives of the assets. Estimated useful lives of major property categories are as follows:

Furniture, fixtures and equipment ..... 3 to 10 years

We maintain a collection of various prints, original artwork paintings and bronze sculptures purchased and carried at their cost or received as gifts without restrictions and carried at their estimated fair value. These works of art are on display in our offices and were not purchased or received for the purpose of re-sale. These items are not depreciated.

**Fair Value of Financial Instruments** – The Association determines the fair value of financial instruments by reference to various market data and other valuation techniques, as appropriate. Unless otherwise disclosed, the fair values of financial instruments approximate their recorded values, due primarily to their short-term nature. The Association considers investments with maturities of 90 days or less when purchased to be cash equivalents.

**Fair Value** – FASB ASC 820-10, *Fair Value Measurements and Disclosure*, defines fair value to be the price that would be received to sell an asset or paid to transfer a liability in an orderly transaction between market participants at the measurement date and emphasizes that fair value is a market-based measurement, not an entity-specific measurement. It establishes a fair value hierarchy and expands disclosures about fair value measurements in both interim and annual periods.

**Investments** – We record investments purchased at cost. All recorded investments were purchased. Thereafter, investments are carried at their readily determinable fair values in the consolidated statement of assets, liabilities and net assets. We have investments in marketable securities (equity and fixed income mutual funds) and structured investments-alternative assets with embedded derivatives, which are financial instruments whose performance is linked to that of an underlying asset or assets. The alternative assets are bonds with various embedded market indices used to hedge against interest rate fluctuations. Our investment policy allows for the use of derivatives for this purpose. We record unrealized gains and losses of all investments in the change in net assets in the accompanying consolidated statement of revenues, expenses and changes in net assets.

FASB ASU No. 2016-14 requires that investment expenses related to return investing be netted against investment return on the consolidated statement of revenues, expenses and changes in net assets and eliminated the requirement to disclose investment expenses so netted. In addition, the ASU eliminates the requirement to disclose investment income separately from net appreciation or depreciation; disclose the composition of investment return (realized and unrealized gains and losses of all investments) if investment return is reported in the consolidated statement of revenues, expenses and changes in net assets and separated into operating and nonoperating amounts. We consider our investment return to be nonoperating.



## AMERICAN PAINT HORSE ASSOCIATION NOTES TO CONSOLIDATED FINANCIAL STATEMENTS

### NOTE 1 – SIGNIFICANT ACCOUNTING POLICIES (continued)

**Investments (continued)** – Our investments are made by diversified investment managers whose performance is monitored by the Executive Committee. Although the fair values of investments are subject to fluctuation on a year-to-year basis, we believe the established investment policies and guidelines are prudent for the long-term welfare of our Association.

**Deferred Rent** – During 2021, the Association recognized rent expense on a straight-line basis and recorded deferred rent based on the difference between cash paid and straight-line expense. In conjunction with the adoption of ASC Topic 842, *Leases*, the deferred rent as of January 1, 2022, totaling \$141,681 was transferred to lease liabilities under right-of-use assets operating.

**Income Taxes** – APHA is exempt from federal income taxes under section 501(a) of the Internal Revenue Code as an organization described in section 501(c)(5), and as such, is subject to income taxes only on unrelated business income (UBI). The Association's UBI consists of advertising income derived from publication of the *Paint Horse Journal*, net of related publication costs. There was no income tax (benefit) expense for the years ended December 31, 2022 and 2021.

MFGP is a limited liability company and has elected to be classified as an association taxable as a corporation. As of December 31, 2022 and 2021, the Association has included \$4,375 and \$0, respectively, in accrued expenses for income taxes payable. For the years ended December 31, 2022 and 2021, the Association has included \$4,375 and \$0, respectively, in income tax expense.

FASB ASC 740-10, *Accounting for Uncertainty in Income Taxes*, clarifies the accounting for income taxes, by prescribing a minimum recognition threshold a tax position is required to meet before being recognized in the financial statements. It also provides guidance on derecognition, measurement and classification of amounts relating to uncertain tax positions, accounting for and disclosure of interest and penalties, accounting in interim periods, disclosures and transition relating to the adoption of the accounting standard.

The Association's accounting policy related to income tax penalties and interest assessments is to accrue for these costs and record a charge to selling, general and administrative expense for tax penalties and a charge to interest expense for interest assessments during the period that it takes an uncertain tax position through resolution with the taxing authorities or the expiration of the applicable statute of limitations. The Association did not record any significant amounts related to penalties and interest during the years ended December 31, 2022 and 2021.

In the normal course of business, the Association is subject to examination by taxing authorities. The Association's tax returns for the years after December 31, 2018 are open, by statute, for review by authorities. However, at present, there are no ongoing income tax audits or unresolved disputes with various tax authorities.

**Advertising Costs** – We use advertising to promote our programs among the audiences we serve. The production costs of advertising are expensed as incurred. During the years ended December 31, 2022 and 2021 advertising expense totaled approximately \$58,000 and \$92,000, respectively.

**Compensated Absences** – Our employees are entitled to paid leave, based on the years of service. Our policy is to recognize the estimated cost of compensated absences when earned by the employee. This estimated amount is recorded as an accrued expense.

**Other Income and Expenses - Marketing Initiative** – These items are non-operating expenses and include a marketing initiative expense, which is an effort to stimulate show attendance by adding prize money.

## AMERICAN PAINT HORSE ASSOCIATION NOTES TO CONSOLIDATED FINANCIAL STATEMENTS

### NOTE 1 – SIGNIFICANT ACCOUNTING POLICIES (continued)

**Functional Allocation of Expenses** – The costs of providing our various programs have been summarized on a functional basis in the consolidated statement of functional expenses. Directly identifiable expenses are charged to program services. Certain expenses have been allocated among the programs and supporting services based on periodic time and expense studies. General and administrative expenses include those expenses that are not identifiable with any specific function, but provide for the overall support and direction of the Association.

**Reclassifications** – Certain amounts in the prior year financial statements have been reclassified for comparative purposes to conform with the presentation in the current year consolidated financial statements.

**Recently Adopted Accounting Standard** – In September 2020, the FASB issued ASU 2020-07, *Not-for-Profit Entities (Topic 958): Presentation and Disclosures by Not-for-Profit Entities for Contributed Nonfinancial Assets*, requiring an entity to present contributed nonfinancial assets as a separate line item in the statement of revenues, expenses, and change in net assets, apart from contributions of cash and other financial assets. ASU 2020-07 includes additional disclosure requirements about contributed nonfinancial assets for not-for-profit entities, including additional disclosure requirements for recognized contributed services. The Association adopted the standard for the year ending December 31, 2022, and applied the standard on a retrospective basis. The new standard did not impact the financial statements other than a reclassification on the statement of revenues, expenses, and change in net assets and additional disclosures.

**Adoption of New Lease Standard** – Effective January 1, 2022, the Association adopted Accounting Standards Update (ASU) 2016-02, *Leases* (ASC Topic 842) and subsequent amendments. ASC 842 affects all companies that enter into lease arrangements, with certain exclusions under limited scope limitations. Under ASU 2016-02, an entity recognizes right-of-use assets and lease obligations on its balance sheet for all leases with a lease term of more than 12 months. Short term rentals under year-to-year leases or remaining lease terms of 12 months or less are exempt from being capitalized.

In adopting the new lease standard, the Association elected to use a transition method under which existing leases were measured and capitalized as of the date of adoption, January 1, 2022, in lieu of applying the standard retrospectively to January 1, 2021. Consequently, the 2021 financial statements and disclosures do not reflect the effects of implementing the new lease standard.

Additionally, as part of the implementation, the Association elected to use a package of optional practical expedients which permit the Association to avoid reassessing previous lease identifications within contracts, the existence of initial direct costs, and the lease classifications of any expired and existing leases. Moreover, in accordance with the expedients, all leases classified as operating leases under previous accounting standards are automatically classified as operating leases under the new standard, and all leases previously classified as capital leases are recorded as finance leases.

Leases recognized under the new standard include leases that were not capitalized under previous accounting standards, as well as certain other leases that were capitalized based on different criteria.

On January 1, 2022, the Association recorded in its January 1, 2022 consolidated statement of assets, liabilities and net assets a right-of-use asset and lease obligation for operating leases in the amount of \$2,763,900.



# Financials

## AMERICAN PAINT HORSE ASSOCIATION NOTES TO CONSOLIDATED FINANCIAL STATEMENTS

### NOTE 1 – SIGNIFICANT ACCOUNTING POLICIES (continued)

**Lease Policies** – The new standard requires that leases with a lease term of more than 12 months be classified as either finance or operating leases. Leases are classified as finance leases when the Association expects to consume a major part of the economic benefits of the leased assets over the remaining lease term. Conversely, the Association is not expected to consume a major part of the economic benefits of assets classified as operating leases.

The lease classification affects both the pattern and presentation of expense recognized in the consolidated statement of revenues, expenses and change in net assets, the categorization of assets and liabilities in the consolidated statement of assets, liabilities and net assets, and classification of cash flows in the consolidated statement of cash flows.

The Association has made a policy election not to capitalize certain short-term leases with a lease term of 12 months or less.

For finance leases, total lease cost is recorded on an accelerated basis and consists of two components: amortization expense related to the write-off of right-of-use assets, and interest expense from lease obligations. Interest expense is recorded using the effective interest method and right-of-use assets are amortized on a straight-line basis over the remaining lease term. For operating leases, total lease cost is measured and recorded on a straight-line basis over the lease term.

Non-lease components, such as common area maintenance (CAM) charges, are separated from lease components based on the terms of the related lease. Variable lease components consist of real estate taxes and insurance charges related to the real estate lease, and are recorded as expenses as incurred.

Lease obligations are measured and recorded at the present value of future lease payments using a discount rate. Because the Association generally does not have access to the rate implicit in each lease, lease obligations are measured using the incremental borrowing rate as the discount rate. The incremental borrowing rate is the rate that would be paid to borrow on a collateralized basis over a similar term and amount equal to the lease payments in a similar economic environment.

The Association has elected to apply a single incremental borrowing rate of 5% to the office space lease classified as an operating lease.

Right-of-use assets are generally measured and recorded at the sum of the lease obligation, any initial direct costs to consummate the lease, and any lease payments made on or before the commencement date.

### NOTE 2 – NET ASSETS WITH DONOR RESTRICTIONS

As of December 31, net assets with donor restrictions are available for the following purposes:

|                 | <u>2022</u>       | <u>2021</u>       |
|-----------------|-------------------|-------------------|
| Breeders' Trust | <u>\$ 787,952</u> | <u>\$ 682,791</u> |



# Financials

## AMERICAN PAINT HORSE ASSOCIATION NOTES TO CONSOLIDATED FINANCIAL STATEMENTS

### NOTE 2 – NET ASSETS WITH DONOR RESTRICTIONS (continued)

During 2022 and 2021, net assets were released from donor restrictions by incurring expenses satisfying the restricted purposes specified by donors as follows:

|                 | <u>2022</u> | <u>2021</u> |
|-----------------|-------------|-------------|
| Breeders' Trust | \$ 691,266  | \$ 617,498  |

### NOTE 3 – LIQUIDITY AND AVAILABILITY OF FINANCIAL ASSETS

The following reflects the Association's financial assets as of the consolidated statement of assets, liabilities and net assets date, reduced by amounts not available for general use because of contractual or donor-imposed restrictions within one year of the statement of financial position date. Amounts available include donor restricted amounts that are available for general expenditures in the following year.

|  | <u>2022</u>          | <u>2021</u>          |
|--|----------------------|----------------------|
| Financial assets at year-end:  |                      |                      |
| Cash and cash equivalents  | \$ 2,656,184         | \$ 2,186,927         |
| Accounts receivable  | 931,865              | 595,890              |
| Investments  | 16,273,964           | 18,147,853           |
| Less amounts not available to be used within one year:                                   |                      |                      |
| Cash with restrictions for specific purposes   | ( 350,421)           | ( 348,394)           |
| Financial assets available to meet cash needs<br>for general expenditure within one year | <u>\$ 19,511,592</u> | <u>\$ 20,582,276</u> |

### NOTE 4 – PROPERTY AND EQUIPMENT

At December 31, cost and related accumulated depreciation of property and equipment are as follows:

|                                   | <u>2022</u>       | <u>2021</u>       |
|-----------------------------------|-------------------|-------------------|
| Furniture, fixtures and equipment | \$ 1,999,045      | \$ 2,021,415      |
| Art collection                    | <u>108,980</u>    | <u>108,980</u>    |
|                                   | 2,108,025         | 2,130,395         |
| Less accumulated depreciation     | ( 1,450,911)      | ( 1,307,701)      |
| Property and equipment, net       | <u>\$ 657,114</u> | <u>\$ 822,694</u> |
| Depreciation expense for the year | <u>\$ 187,066</u> | <u>\$ 206,871</u> |

## AMERICAN PAINT HORSE ASSOCIATION NOTES TO CONSOLIDATED FINANCIAL STATEMENTS

### NOTE 5 – FAIR VALUE MEASUREMENTS AND INVESTMENTS

ASC 820-10, *Fair Value Measurements and Disclosure*, provides a framework for measuring fair value under generally accepted accounting principles. ASC 820-10 applies to all financial instruments that are being measured and reported on a fair value basis. ASC 820-10 defines fair value as the price that would be received to sell an asset or paid to transfer a liability in an orderly transaction between market participants at the measurement date. ASC 820-10 also establishes a fair value hierarchy which requires an entity to maximize the use of observable inputs and minimize the use of unobservable inputs when measuring fair value. The standard describes three levels of inputs that may be used to measure fair value:

Level 1 - Valuations for assets and liabilities traded in active exchange markets, such as the New York Stock Exchange. Valuations are obtained from readily available pricing sources for market transactions involving identical assets or liabilities.

Level 2 - Valuations for assets and liabilities traded in less active dealer or broker markets. Valuations are obtained from third party pricing services for identical or similar assets or liabilities.

Level 3 - Valuations for assets and liabilities that are derived from other valuation methodologies, including option pricing models, discounted cash flow models and similar techniques, and not based on market exchange, dealer, or broker traded transactions. Level 3 valuations incorporate certain assumptions and projections in determining the fair value assigned to such assets or liabilities.

A significant portion of our investment assets are classified within Level 1 because they comprise open-end mutual funds with publicly traded equities with readily determinable fair values based on daily redemption values. We obtain fair value for investments from our investment managers. We invest in certificates of deposit not traded in the financial markets, and held to maturity.

We invest in corporate bonds traded in the financial markets. Those bond obligations are valued by the custodians of the securities using pricing models based on credit quality, time to maturity, stated interest rates, and market-rate assumptions, and are classified within Level 2. We obtain fair value for investments from our investment managers.

Our investments in real estate investment trusts and alternative asset hedge funds are classified within level 3.

The balance of the investments held on December 31, 2022 are as follows:

|  | <u>Cost</u>          | <u>Fair Value</u>    | <u>Unrealized<br/>Gain/(Loss)</u> |
|--|----------------------|----------------------|-----------------------------------|
| Common trust - domestic equity             | \$ 8,922,838         | \$ 8,979,450         | \$ 56,612                         |
| Common trust - international equity        | 1,408,500            | 1,420,899            | 12,399                            |
| Common trust - domestic bonds              | 4,330,030            | 3,727,782            | ( 602,248)                        |
| Common trust - government bonds            | 1,588,150            | 1,437,629            | ( 150,521)                        |
| Common trust - domestic alternative assets | <u>850,000</u>       | <u>708,204</u>       | <u>( 141,796)</u>                 |
|  | <u>\$ 17,099,518</u> | <u>\$ 16,273,964</u> | <u>(\$ 825,554)</u>               |

# Financials

## AMERICAN PAINT HORSE ASSOCIATION NOTES TO CONSOLIDATED FINANCIAL STATEMENTS

### NOTE 5 – FAIR VALUE MEASUREMENTS AND INVESTMENTS (continued)

The balance of the investments held on December 31, 2021 are as follows:

|  | <u>Cost</u>          | <u>Fair Value</u>    | <u>Unrealized<br/>Gain/(Loss)</u> |
|--|----------------------|----------------------|-----------------------------------|
| Common trust - domestic equity             | \$ 8,866,351         | \$ 9,444,954         | \$ 578,603                        |
| Common trust - international equity        | 1,408,500            | 1,753,372            | 344,872                           |
| Common trust - domestic bonds              | 4,427,062            | 4,417,556            | ( 9,506)                          |
| Common trust - government bonds            | 1,588,150            | 1,692,819            | 104,669                           |
| Common trust - domestic alternative assets | <u>850,000</u>       | <u>839,152</u>       | <u>( 10,848)</u>                  |
|  | <u>\$ 17,140,063</u> | <u>\$ 18,147,853</u> | <u>\$ 1,007,790</u>               |

The table below presents the balances of assets measured at fair value on December 31, 2022 on a recurring basis.

|                             | <u>Total</u>         | <u>Level 1</u>       | <u>Level 2</u>      | <u>Level 3</u>    |
|-----------------------------|----------------------|----------------------|---------------------|-------------------|
| Common Trust:               |                      |                      |                     |                   |
| Domestic equity             | \$ 8,979,450         | \$ 8,979,450         | \$ -                | \$ -              |
| International equity        | 1,420,899            | 1,420,899            | -                   | -                 |
| Domestic bonds              | 3,727,782            | -                    | 3,727,782           | -                 |
| Government bonds            | 1,437,629            | -                    | 1,437,629           | -                 |
| Domestic alternative assets | <u>708,204</u>       | <u>-</u>             | <u>-</u>            | <u>708,204</u>    |
| Total assets at fair value  | <u>\$ 16,273,964</u> | <u>\$ 10,400,349</u> | <u>\$ 5,165,411</u> | <u>\$ 708,204</u> |

The table below presents the balances of assets measured at fair value on December 31, 2021 on a recurring basis.

|                             | <u>Total</u>         | <u>Level 1</u>       | <u>Level 2</u>      | <u>Level 3</u>    |
|-----------------------------|----------------------|----------------------|---------------------|-------------------|
| Common Trust:               |                      |                      |                     |                   |
| Domestic equity             | \$ 9,444,954         | \$ 9,444,954         | \$ -                | \$ -              |
| International equity        | 1,753,372            | 1,753,372            | -                   | -                 |
| Domestic bonds              | 4,417,556            | -                    | 4,417,556           | -                 |
| Government bonds            | 1,692,819            | -                    | 1,692,819           | -                 |
| Domestic alternative assets | <u>839,152</u>       | <u>-</u>             | <u>-</u>            | <u>839,152</u>    |
| Total assets at fair value  | <u>\$ 18,147,853</u> | <u>\$ 11,198,326</u> | <u>\$ 6,110,375</u> | <u>\$ 839,152</u> |

#### *Financial Instruments Not Measured at Fair Value*

Some of the Association's financial instruments are not measured at fair value on a recurring basis but nevertheless are recorded at amounts that approximate fair value due to their liquid or short-term nature. Such assets and liabilities include cash and cash equivalents, receivables and payables.



# Financials

## AMERICAN PAINT HORSE ASSOCIATION NOTES TO CONSOLIDATED FINANCIAL STATEMENTS

### NOTE 5 – FAIR VALUE MEASUREMENTS AND INVESTMENTS (continued)

For the years ended December 31, 2022 and 2021, net investment income includes the following:

|   | <u>2022</u>           | <u>2021</u>         |
|---|-----------------------|---------------------|
| Interest and dividend income                | \$ 588,858            | \$ 342,038          |
| Interest income, restricted Breeders' Trust | 58,817                | 49,497              |
| Investment fees                             | ( 108,104)            | ( 103,245)          |
| Net realized gains/(losses)                 | ( 112,291)            | 1,952,928           |
| Unrealized appreciation/(depreciation)      | ( 1,833,345)          | ( 255,857)          |
|   | <u>(\$ 1,406,065)</u> | <u>\$ 1,985,361</u> |

### NOTE 6 – ACCRUED EXPENSES

At December 31, accrued expenses consist of the following:

|                                   | <u>2022</u>       | <u>2021</u>       |
|-----------------------------------|-------------------|-------------------|
| Breeders' Trust Program payouts   | \$ 374,674        | \$ 375,240        |
| Other payables                    | 73,341            | 7,221             |
| Income taxes payable              | 4,375             |                   |
| Compensation expenses             | 41,993            | 39,783            |
| Compensated absences and vacation | <u>235,515</u>    | <u>211,351</u>    |
|                                   | <u>\$ 729,898</u> | <u>\$ 633,595</u> |

### NOTE 7 – DEFERRED REVENUE – LIFETIME MEMBERSHIPS

|                    | 12/31/2020       | 2021              | 12/31/2021     | Date           |
|--------------------|------------------|-------------------|----------------|----------------|
|                    | Deferred         | Deferred          | Deferred       | Deferred       |
|                    | Revenue          | Revenue           | Revenue        | Revenue        |
| <u>Memberships</u> | <u>Balance</u>   | <u>Recognized</u> | <u>Balance</u> | <u>Expires</u> |
| Lifetime           | \$ 23,801        | \$ 23,801         | \$ -           | 6/30/2021      |
| Junior Lifetime    | <u>5,480</u>     | <u>5,480</u>      | <u>-</u>       | 6/30/2021      |
| Total              | <u>\$ 29,281</u> | <u>\$ 29,281</u>  | <u>\$ -</u>    |                |

### NOTE 8 – PAYCHECK PROTECTION PROGRAM

On February 25, 2021, the Association (the "Borrower"), was granted a second loan from the Small Business Administration in the amount of \$459,585, pursuant to the Paycheck Protection Program (the "PPP") of the CARES Act, as amended by the Economic Aid to Hard-Hit Small Businesses, Nonprofits, and Venues Act, which was enacted on December 27, 2020.

## AMERICAN PAINT HORSE ASSOCIATION NOTES TO CONSOLIDATED FINANCIAL STATEMENTS

### NOTE 8 – PAYCHECK PROTECTION PROGRAM (continued)

The Loan, which was in the form of a Note dated February 25, 2021, issued to the Borrower, matures on February 25, 2026 and bears interest at a rate of 1.00% per annum, payable monthly commencing on December 25, 2021. The Note may be prepaid by the Borrower at any time prior to maturity with no prepayment penalties. Second Draw PPP Loans can be used to help fund payroll costs including benefits. Funds can also be used to pay for mortgage interest, rent, utilities, worker protection costs related to COVID-19, uninsured property damage costs caused by looting or vandalism during 2020, and certain supplier costs and expenses for operations. The Company intends to use the entire Loan amount for qualifying expenses. Under the terms of the PPP, certain amounts of the Loan may be forgiven if they are used for qualifying expenses as described in the CARES Act.

The loan was forgiven on September 9, 2021 and is included in Other Income as Paycheck Protection Program loan forgiven.

### NOTE 9 – LEASES

Amounts recognized as right-of-use assets related to operating leases are included in assets in the consolidated statement of assets, liabilities and net assets, while related lease liabilities are included in the current and long-term debt.

As of December 31, 2022, right-of-use assets and lease liabilities related to operating leases were as follows:

|                                | Operating<br><u>Leases</u> |
|--------------------------------|----------------------------|
| Right-of-use assets:           |                            |
| Cost                           | \$ 2,763,900               |
| Less: accumulated amortization | <u>95,450</u>              |
| Net right-of-use assets        | <u>\$ 2,668,450</u>        |
| Lease liabilities:             |                            |
| Current portion                | \$ 70,784                  |
| Long-term portion              | <u>2,763,185</u>           |
| Total lease liabilities        | <u>\$ 2,833,969</u>        |

#### **Description of leases:**

In December 2017, the Association entered into a ten-year lease for our office space in the historic stockyards area of Fort Worth, Texas and moved in with an acknowledged delivery date of January 15, 2020. After receiving the first eight months free, rent payments began on October 1, 2020 and continue for 120 months (10 years) with a one-time escalation clause at the end of the first five years. The lease allows for two five-year renewal options allowing for a potential twenty-year lease.

In the normal course of business, the Company leases storage space and miscellaneous rentals as needed on a short-term basis, typically on a 12 month basis. For the years ended December 31, 2022 and 2021, short-term lease expense was approximately \$19,000 and \$42,000, respectively.

# Financials

## AMERICAN PAINT HORSE ASSOCIATION NOTES TO CONSOLIDATED FINANCIAL STATEMENTS

### NOTE 9 – LEASES (continued)

#### **Quantitative lease information:**

A summary of total lease cost, by component, and other lease information for the year ended December 31, 2022 follows:

|                       |                   |
|-----------------------|-------------------|
| Operating lease cost  | \$ 238,111        |
| Short-term lease cost | <u>18,824</u>     |
| Total lease cost      | <u>\$ 256,935</u> |

#### Other lease information:

|   |            |
|---|------------|
| Cash paid for amounts included in the measurement of lease liabilities: |            |
| Operating cash flows from operating leases                              | \$ 210,000 |

|  |              |
|--|--------------|
| Non-cash transactions:   |              |
| Right-of-use assets obtained in exchange for new operating lease liabilities | \$ 2,763,900 |

|  |             |
|--|-------------|
| Weighted-average remaining lease term: |             |
| Operating leases                       | 17.54 years |

|                                 |    |
|---------------------------------|----|
| Weighted-average discount rate: |    |
| Operating leases                | 5% |

#### *Maturity Analysis and reconciliation of balance sheet:*

A summary of the future lease payments for operating and finance leases, reconciled to the lease obligations recorded at December 31, 2022 follows:

|   | <u>Operating<br/>Leases</u> |
|---|-----------------------------|
| 2023  | \$ 210,000                  |
| 2024  | 210,000                     |
| 2025  | 218,750                     |
| 2026  | 231,000                     |
| 2027  | 231,000                     |
| Thereafter                                      | <u>3,241,307</u>            |
| Total minimum lease payments                    | 4,342,057                   |
| Less effects of discounting                     | <u>1,508,088</u>            |
| Lease obligations recorded at December 31, 2022 | 2,833,969                   |
| Less current portion                            | <u>70,784</u>               |
| Long-term lease obligations                     | <u>\$ 2,763,185</u>         |



## AMERICAN PAINT HORSE ASSOCIATION NOTES TO CONSOLIDATED FINANCIAL STATEMENTS

### NOTE 10 – RELATED PARTY TRANSACTIONS

American Paint Horse Foundation (APHF) is a separate corporation (not-for-profit) organized for the purpose to reward and educate young horsemen and women and to preserve the history of the breed's accomplishments and artifacts associated with the outstanding bloodlines of the breed and individuals and institutions who contributed to these accomplishments. It is chartered as a non-profit corporation in the state of Texas and is exempt under U.S. Internal Revenue Service Revenue Code 501(c)(3) as a charitable publicly supported organization under 509(a)(1).

We provide the administrative services necessary for the ordinary day-to-day operations of APHF. During 2022 and 2021, the amount of like-kind contributions to the Foundation in expenses and services rendered amounted to \$37,624 and \$22,885, respectively.

The Association collects donations for the scholarship and heritage programs on behalf of APHF, which it remits to APHF throughout the year. Funds collected by the Association that have not been remitted to APHF as of December 31, 2022 and 2021, totaled \$7,347 and \$109,939, respectively, and are included in due to related party, APHF.

During 2019, we advanced APHF funds to construct the Heritage Center within our new international headquarters in Fort Worth, Texas. At December 31, 2022 and 2021, the balances due under these advances totaled \$821,825 and \$821,533, respectively, and are reflected on our consolidated statement of assets, liabilities and net assets as Due from Related Party - APHF.

### NOTE 11 – RETIREMENT PLAN

The Association maintains a defined contribution retirement plan pursuant to Section 401(k) of the Internal Revenue Code, which covers substantially all employees. The Plan provides for salary reduction (elective) contributions by participants, and for employer contributions at the discretion of the Board of Directors. There were no matching contributions in either 2022 or 2021.

### NOTE 12 – SUBSEQUENT EVENTS

Management has reviewed and evaluated material subsequent events from the consolidated statement of assets, liabilities and net assets date of December 31, 2022 through the consolidated financial statements issue date of June 19, 2023. All appropriate subsequent event disclosures, if any, have been made to the financial statements.

# Financials

**AMERICAN PAINT HORSE ASSOCIATION**  
**CONSOLIDATING STATEMENT OF ASSETS, LIABILITIES AND NET ASSETS - MODIFIED CASH BASIS**  
**DECEMBER 31, 2022**

|   | APHA                 | MFGP              | Total                | Consolidating<br>Entries<br>Debit (Credit) | Consolidated<br>Total |
|---|----------------------|-------------------|----------------------|--|-----------------------|
| <u>ASSETS</u>                                     |                      |                   |                      |  |                       |
| <b>CURRENT ASSETS</b>                             |                      |                   |                      |  |                       |
| Cash and cash equivalents                         | \$ 2,355,598         | (\$ 49,835)       | \$ 2,305,763         | \$ -                                       | \$ 2,305,763          |
| Cash and cash equivalents, restricted             | 350,421              | -                 | 350,421              | -  | 350,421               |
| Investments, at fair value                        | 16,273,964           | -                 | 16,273,964           | -  | 16,273,964            |
| Accounts receivable, net of allowance             | 731,643              | 200,222           | 931,865              | -  | 931,865               |
| Intercompany payable                              | 122,206              | 64,485            | 186,691              | ( 186,691)                                 | -                     |
| Accrued interest receivable, restricted           | 4,162                | -                 | 4,162                | -  | 4,162                 |
| Inventory   | 58,578               | -                 | 58,578               | -  | 58,578                |
| Prepaid expenses                                  | 26,523               | -                 | 26,523               | -  | 26,523                |
| Total current assets                              | 19,923,095           | 214,872           | 20,137,967           | ( 186,691)                                 | 19,951,276            |
| <b>PROPERTY AND EQUIPMENT,</b>                    |                      |                   |                      |  |                       |
| net of accumulated depreciation                   | 657,114              | -                 | 657,114              | -  | 657,114               |
| <b>RIGHT-OF-USE ASSETS</b>                        |                      |                   |                      |  |                       |
| net of accumulated amortization                   | 2,668,450            | -                 | 2,668,450            | -  | 2,668,450             |
| <b>OTHER ASSETS</b>                               |                      |                   |                      |  |                       |
| Due from related party, APHF                      | 821,825              | -                 | 821,825              | -  | 821,825               |
| Certificates of deposit, with restrictions        | 850,000              | -                 | 850,000              | -  | 850,000               |
| Security deposits                                 | 19,125               | -                 | 19,125               | -  | 19,125                |
| Total other assets                                | 1,690,950            | -                 | 1,690,950            | -  | 1,690,950             |
| <b>TOTAL ASSETS</b>                               | <b>\$ 24,939,609</b> | <b>\$ 214,872</b> | <b>\$ 25,154,481</b> | <b>(\$ 186,691)</b>                        | <b>\$ 24,967,790</b>  |
| <u>LIABILITIES AND NET ASSETS</u>                 |                      |                   |                      |  |                       |
| <b>CURRENT LIABILITIES</b>                        |                      |                   |                      |  |                       |
| Accounts payable                                  | \$ 713,773           | \$ -              | \$ 713,773           | \$ -                                       | \$ 713,773            |
| Accrued expenses                                  | 653,682              | 76,216            | 729,898              | -  | 729,898               |
| Due to related party, APHF                        | 7,347                | -                 | 7,347                | -  | 7,347                 |
| Deferred revenues                                 | 866,046              | -                 | 866,046              | -  | 866,046               |
| Intercompany payables                             | 64,485               | 122,206           | 186,691              | 186,691                                    | -                     |
| Operating lease liability, current portion        | 70,784               | -                 | 70,784               | -  | 70,784                |
| Total current liabilities                         | 2,376,117            | 198,422           | 2,574,539            | 186,691                                    | 2,387,848             |
| <b>LONG-TERM LIABILITIES</b>                      |                      |                   |                      |  |                       |
| Operating lease liability, net of current portion | 2,763,185            | -                 | 2,763,185            | -  | 2,763,185             |
| <b>NET ASSETS</b>                                 | <b>19,800,307</b>    | <b>16,450</b>     | <b>19,816,757</b>    | <b>-</b>                                   | <b>19,816,757</b>     |
| <b>TOTAL LIABILITIES AND NET ASSETS</b>           | <b>\$ 24,939,609</b> | <b>\$ 214,872</b> | <b>\$ 25,154,481</b> | <b>\$ 186,691</b>                          | <b>\$ 24,967,790</b>  |

# Financials

**AMERICAN PAINT HORSE ASSOCIATION**  
**CONSOLIDATING STATEMENT OF REVENUES, EXPENSES AND CHANGE IN NET ASSETS - MODIFIED CASH BASIS**  
**YEAR ENDED DECEMBER 31, 2022**

|   | APHA                 | MFGP             | Total                | Consolidating<br>Entries<br>Debit (Credit) | Consolidated<br>Total |
|---|----------------------|------------------|----------------------|--|-----------------------|
| <b>REVENUES AND OTHER SUPPORT</b>         |                      |                  |                      |  |                       |
| Membership services                       | \$ 2,095,489         | \$ -             | \$ 2,095,489         | \$ -                                       | \$ 2,095,489          |
| Registration and field services           | 2,401,832            | -                | 2,401,832            | -  | 2,401,832             |
| Performance income                        | 358,953              | -                | 358,953              | -  | 358,953               |
| Shows                                     | 3,620,698            | -                | 3,620,698            | -  | 3,620,698             |
| Publications, net of discounts            | 691,315              | -                | 691,315              | -  | 691,315               |
| Sponsorship and development               | 204,333              | -                | 204,333              | -  | 204,333               |
| In-kind sponsorships                      | 198,968              | -                | 198,968              | -  | 198,968               |
| Other program income                      | 690,360              | -                | 690,360              | -  | 690,360               |
| Breeders' Trust program support           | 737,610              | -                | 737,610              | -  | 737,610               |
| Marked for Greatness revenues             | -                    | 682,800          | 682,800              | -  | 682,800               |
| Marked for Greatness in-kind sponsorships | -                    | 59,100           | 59,100               | -  | 59,100                |
| <b>Total revenues and other support</b>   | <b>10,999,558</b>    | <b>741,900</b>   | <b>11,741,458</b>    | <b>-</b>                                   | <b>11,741,458</b>     |
| <b>EXPENSES</b>                           |                      |                  |                      |  |                       |
| Program services                          |                      |                  |                      |  |                       |
| Membership services                       | 683,144              | -                | 683,144              | -  | 683,144               |
| Registration and field services           | 1,223,690            | -                | 1,223,690            | -  | 1,223,690             |
| Performance                               | 451,902              | -                | 451,902              | -  | 451,902               |
| Shows                                     | 3,341,928            | -                | 3,341,928            | -  | 3,341,928             |
| Publications                              | 801,739              | -                | 801,739              | -  | 801,739               |
| Sponsorship and development               | 312,322              | -                | 312,322              | -  | 312,322               |
| Other programs                            | 799,213              | -                | 799,213              | -  | 799,213               |
| Marked for Greatness                      | -                    | 721,075          | 721,075              | -  | 721,075               |
| Support services                          |                      |                  |                      |  |                       |
| General and administrative                | 2,829,752            | -                | 2,829,752            | -  | 2,829,752             |
| <b>Total expenses</b>                     | <b>10,443,690</b>    | <b>721,075</b>   | <b>11,164,765</b>    | <b>-</b>                                   | <b>11,164,765</b>     |
| <b>OTHER INCOME AND EXPENSES</b>          |                      |                  |                      |  |                       |
| Marketing initiative                      | ( 300,000)           | -                | ( 300,000)           | -  | ( 300,000)            |
| Investment return                         | ( 1,406,065)         | -                | ( 1,406,065)         | -  | ( 1,406,065)          |
| Income tax expense                        | -                    | ( 4,375)         | ( 4,375)             | -  | ( 4,375)              |
| Net assets released from restrictions     | ( 691,266)           | -                | ( 691,266)           | -  | ( 691,266)            |
| <b>Total other income and expenses</b>    | <b>( 2,397,331)</b>  | <b>( 4,375)</b>  | <b>( 2,401,706)</b>  | <b>-</b>                                   | <b>( 2,401,706)</b>   |
| <b>CHANGE IN NET ASSETS</b>               | <b>( 1,841,463)</b>  | <b>16,450</b>    | <b>( 1,825,013)</b>  | <b>-</b>                                   | <b>( 1,825,013)</b>   |
| <b>NET ASSETS, beginning of year</b>      | <b>21,641,770</b>    | <b>-</b>         | <b>21,641,770</b>    | <b>-</b>                                   | <b>21,641,770</b>     |
| <b>NET ASSETS, end of year</b>            | <b>\$ 19,800,307</b> | <b>\$ 16,450</b> | <b>\$ 19,816,757</b> | <b>\$ -</b>                                | <b>\$ 19,816,757</b>  |





AMERICAN  
PAINT  HORSE  
*foundation*

**2022**  
ANNUAL  
REPORT



# 2022 Scholarship Recipients

## New Scholarships

|                   |                                 |                                   |
|-------------------|---------------------------------|-----------------------------------|
| Emily Goggins     | Michael Ochetto Jr Memorial     | University of Georgia             |
| Josie Ann Eckert  | Robert Haas Endowment           | Texas A&M University              |
| Kirstin Dahl      | Zone 3 Endowment #1             | Texas A&M University              |
| Jenna Milford     | Bill & Rachael Yoesel Memorial  | Colby Community College           |
| Madison Mendes    | Dr Bill Jackson Memorial        | Modesto Junior College            |
| Maggie Davidson   | Lynn Titlow Memorial Endowment  | University of Findlay             |
| Reece Chapman     | CrossTimbers PHC Endowment #1   | Ball State University             |
| Ruby Voortmeyer   | Utah PHC Endowment #1           | University of South Carolina      |
| Stevie Lise Brown | Robert & Mary Parrott Endowment | University of Tennessee at Martin |

## Scholarship Renewals

|                       |   |  |
|-----------------------|---|--|
| Emma Rich             | Dr Wm/Mable Garnier Endowment           | Southern Arkansas University           |
| Gianna Pozzi          | Illinois PHC Endowment #1               | Baylor University                      |
| Melissa Cruzan        | Roland & Joan Hoch Endowment            | University of South Carolina-Lancaster |
| Brooke Bernt          | Utah PHC Endowment #3                   | Davenport University                   |
| Jessie Ferguson       | Zone 1 Endowment #3                     | Lakeland College                       |
| Kristen McPherson     | Zone 3 Endowment #4                     | Baylor University                      |
| Renee McCray          | Rocky Mt PHCYDF Endowment               | Cloud County Community College         |
| TayIn Smith           | Illinois PHC Endowment #2               | Missouri Southern State University     |
| Antonia Lee Dinulescu | Lee Newsom Endowment                    | Univesity of Texas - Austin            |
| Grace Carter          | California Paint Racing Assoc Endowment | Carroll College                        |
| Makayla McPherson     | Bob/Theda Bartholomew Honorarium        | University of Wyoming                  |
| Nathan Taylor Wright  | Floyd & Maryann Moore Endowment #2      | Louisiana Tech                         |
| Sabine Lazo           | CrossTimbers PHC Endowment #2           | Sam Houston State University           |
| Sophia Smith          | Mickea Smith Endowment                  | Stephen F. Austin State University     |
| Samantha Stubblefield | Lynn Simons Memorial Endowment #2       | Baylor University                      |
| Allison Wichrowski    | Paul White Memorial Endowment           | North Carolina Wesleyan College        |
| Caroline Tasker       | Zone 2 Endowment                        | Boise State University                 |
| Emily Gaugler         | Bill & Joye Bryan Endowment             | Wichita State University               |
| Kimberly Laue         | Jason Sheriff Memorial                  | Midway University                      |
| Rene Conklin          | Williamson/Brashears Honorarium         | University of Tennessee - Martin       |
| Katherine Kauachi     | Dr Bill Jackson Endowment #1            | Texas A & M University                 |

# 2022 Scholarship Recipients

## Youth World Show Scholarships Redeemed for 2022

|                          |                    |                                     |
|--------------------------|--------------------|-------------------------------------|
| Jordyn Bennett           | \$401.00           | Phlebotomy Training Specialists     |
| Reese Byers              | \$4,350.00         | Kansas State University             |
| Emily Carey              | \$400.00           | Western Illinois University         |
| Kaylene Cunningham       | \$1,650.00         | Texas Christian University          |
| Kristine Dahl            | \$150.00           | Texas A&M University                |
| Cash Fuesz               | \$1,000.00         | Weatherford College                 |
| Grace Gerbus             | \$2,000.00         | South Dakota State University       |
| Lauren Gralla            | \$16,800.00        | Paul Mitchell School of Cosmetology |
| Lauren Hall              | \$2,900.00         | Auburn University                   |
| Treylyn R. Hancock       | \$378.00           | Wharton County Junior College       |
| Lexi Harger              | \$500.00           | University of Central Missouri      |
| Sydney Hatcher           | \$2,500.00         | Mercy College Of Health Sciences    |
| Brady Hattan             | \$1,350.00         | Bradley University                  |
| Peyton Hoffpauir         | \$5,150.00         | Dental Assistant School of Texas    |
| Gabrielle (Ella) Johnson | \$500.00           | Colorado Mesa University            |
| Sabine Lazo              | \$3,700.00         | Sam Houston State University        |
| Naomi Ornelles           | \$300.00           | Southplains College                 |
| Avery Rees               | \$5,000.00         | Oklahoma Christian University       |
| Carson Rutherford        | \$500.00           | Texas A&M University                |
| Karlee Shiery            | \$3,750.00         | Grand Valley University             |
| Summer Skrabanek         | \$2,850.00         | Texas A&M Universtiy                |
| Hayden Taylor            | \$500.00           | Tarleton State University           |
| Mary Troy                | \$700.00           | The Ohio State University           |
| Bailey Umphenour         | \$900.00           | NEO A&M                             |
| Ruby Voortmeyer          | \$1,150.00         | University of South Caroline        |
| Jessica Walters          | \$2,850.00         | Oklahoma Aviation, LLC              |
| Hannah White             | \$800.00           | William Woods University            |
| <b>Total</b>             | <b>\$63,029.00</b> |                                     |



# Scholarship Endowments

Endowments may be established in the form of an honorarium or a memorial in any name. Donations to these endowments are totaled together until the current minimum of \$25,000 is reached. When the minimum amount is reached, the fund becomes permanent and the American Paint Horse Foundation issues a \$1,000 academic scholarship, annually, in that club or individual's memory or honor. Any amount of money may be donated to an established honorarium or memorial endowment, but a minimum of \$1,000 must be donated to begin one. All scholarships go directly to the college, university or trade school.

## Permanent Youth World Show Scholarship Endowment Benefactors

*Perpetuates scholarships at each Youth World Show in their name:*

Arizona PHC Endowment, established 2019  
Gregg Reisinger YWS Scholarship Endowment, established 2021  
Marx Endowment, established 2019  
Rebecca Baker Memorial Endowment Scholarships, established 2014  
Robyn Hanna Sportsmanship Endowment, established 2019

## Permanent Youth World Show Scholarship Endowment Benefactors

*Perpetuates a \$1,000 scholarship annually in their name*

Arizona Paint Horse Club Endowment #2, established 1997  
Arizona Paint Horse Club Endowment, established 1997  
Ark LaTex Paint Horse Club Endowment, established 2005  
Ashley Huntington Memorial Endowment, established 2013  
Bill & Joye Bryan Endowment, established 2007  
Bill and Rachael Yoesel Memorial Endowment, established 2013  
Bob & Theda Bartholomew Endowment, established 2014  
Bud & Beverly Shoemaker Endowment, established 2014  
California Paint Racing Association Endowment, established 1995  
Central California Paint Horse Club Endowment, established 1991  
CrossTimbers Paint Horse Club Endowment #1, established 2008  
CrossTimbers Paint Horse Club Endowment #2, established 2013  
Dr. & Mrs. Lyle Wonderlich Endowment, established 1985  
Dr. & Mrs. W.V. Garnier Family Endowment, established 1987  
Dr. Bill Jackson #1 Endowment, established 1996  
Dr. Bill Jackson Memorial Endowment #2, established 1999  
Floyd & Maryann Moore Honorarium Fund #2, established 2008  
Floyd and Maryanne Moore Endowment #1, established 2007  
Gulf Coast Paint Horse Club Members Endowment, established 2018  
Idaho Paint Horse Club Endowment, established 1994  
Illinois Paint Horse Club Endowment #1, established 1999  
Illinois Paint Horse Club Endowment #2, established 2003  
Jason Sheriff Memorial Endowment, established 2014  
Joann Cook Memorial Endowment, established 1996  
Jodi Murray Memorial Endowment, established 2022  
Keith LaMoine Memorial Endowment, established 1994  
Lee Newsom Endowment, established 1983  
Lynn Simons Memorial Endowment #1, established 2005  
Lynn Simons Memorial Endowment #2, established 2007  
Lynn Titlow Memorial Endowment, established 2017  
Matt Diamond Memorial Endowment, established 1995  
Michael Ochetto, Jr Memorial Fund, established 2021  
Mickea Smith Endowment, established 2008  
Nebraska Paint Horse Club Endowment, established 1991  
Nevada Paint Horse Club Endowment #1, established 2000  
Nevada PHC #2 / Sheila Plimpton Memorial Endowment, established 2007  
Paul White Memorial Endowment, established 2004

# Scholarship Endowments

Robert and Mary Parrott Endowment, established 2005  
Robert Haas Endowment, established 1998  
Robyn Hanna Sportsmanship Award Memorial Endowment, established 2014  
Rocky Mountain Paint Horse Association YDF Scholarship, established 2017  
Roland & Joan Hoch Endowment, established 1994  
Southwest Washington Paint Horse Club Endowment, established 1989  
Utah Paint Horse Club Endowment #1, established 1998  
Utah Paint Horse Club Endowment #2, established 2000  
Utah Paint Horse Club Endowment #3, established 2001  
Washington State Paint Horse Club Endowment, established 2005  
Williamson/Brashears Endowment, established 2014  
Zone 1 Endowment #1, established 1995  
Zone 1 Endowment Scholarship #2, established 1996  
Zone 1 Endowment #3, established 2001  
Zone 2 / Duane Pettibone Memorial, established 2000  
Zone 2 Endowment, established 2000  
Zone 3 Endowment #1, established 1997  
Zone 3 Endowment #2, established 2000  
Zone 3 Endowment #3, established 2003  
Zone 3 Endowment #4, established 2010

## Incomplete Honorarium Endowment Funds

*These honorariums require a minimum of \$25,000 to issue a scholarship:*

AjPHA Honorarium / Youth Member of the Year Fund  
Banks Ready Youth World Show Courage Honorarium, c/o George Ready, Hernando, Mississippi  
Jan Anderson Honorarium Fund  
Michigan Paint Horse Club Scholarship Fund  
YWS Class Scholarship Endowment

*These honorariums require a minimum of \$12,000 to issue a scholarship:*

Mississippi Paint Horse Club Honorarium Fund, c/o Betty Sikes, Brandon, Mississippi  
New Mexico Paint Horse Club Honorarium Fund, c/o Bill Golliet, Hagerman, New Mexico  
Utah Paint Horse Club Honorarium Fund #4, c/o Brad Jones, Ogden, Utah

*These honorariums require a minimum of \$10,000 to issue a scholarship:*

Mr. & Mrs. Joe Bachmuth Honorarium Fund, Cullman, Alabama

## Incomplete Memorial Endowment Funds

*These memorial funds require a minimum of \$25,000 to issue a scholarship:*

Brett Scott Fredericks Memorial Fund  
Gary Gordon Memorial Fund  
Larry Sheriff Memorial Fund  
Marti Cibrowski McLain Memorial Fund  
Nevada PHC #3 / Ken Winder Memorial Fund  
Suzanna Smiles Memorial Fund  
Suzette Busby Memorial Fund  
Wanda West Memorial Fund  
Zippos Sensation Memorial Fund

*These memorial funds require a minimum of \$15,000 to issue a scholarship:*

Dean Jones Memorial Fund  
Jim Pacelli Memorial Fund  
Maxine Howington Memorial Fund



## Incomplete Memorial Endowment Funds (cont'd)

*This memorial fund requires a minimum of \$12,000 to issue a scholarship:*

A J "Jack" Campbell Memorial Fund

*These memorial funds require a minimum of \$10,000 to issue a scholarship:*

Avis Schnurr Memorial Fund

Rachel Ryan Burns Memorial Fund

Robert Ward Memorial Fund

Shirley Bilton Memorial Fund

Sue Williamson Memorial Fund

Tad Dahms Memorial Fund

## Planned Giving

### Will or Planned Giving Vehicle

These members have provided for the future benefit of the America Paint Horse Foundation by including the association in their will or other planned giving vehicle.

**Chuck and Sherry Marx, Prescott, Arizona**  
**Wendall and Peggy Cummings, Sedalia, Colorado**

