



PEF *marked for greatness™*

2021 ANNUAL REPORT

FINANCIALS ARE UNOFFICIAL UNTIL
INDEPENDENT AUDIT IS COMPLETE.

2021 Board of Directors

APHA Structure

Members:

Elect State Directors.

State Directors:

Have the right and responsibility to advise the Board of Directors regarding any matter of importance to APHA by means of resolutions.

Board of Directors:

Sets Association policy. Responsible for planning the future direction of the Association, while ensuring its fiscal integrity.

Executive Director:

Responsible for day-to-day operation and guidance of the Association. Implements policies adopted by the State Directors and Board of Directors. Carries out decisions made by resolution of the Board of Directors.

Leadership Team:

Responsible for the day-to-day management of departments.



President & Officer
Alison Umberger
Broad Run, Virginia



President-Elect & Officer
Melanie Cox-Dayhuff
Knightstown, Indiana



Vice President
David Lands
Gloucester, Virginia



Fifth Committee Member
Sandy Jirkovsky
Whitesboro, Texas



Sixth Committee Member
Kelly Boles Chapman
Bellevue, Michigan



Seventh Committee Member
Monika Hagen
Bavaria, Germany



Eighth Committee Member
Diane Alves
Ballico, California



Immediate Past President
Casey West
Abilene, Kansas



Executive Director
Billy Smith
Fort Worth, Texas

Membership by Location

United States

LOCATION	TOTAL	LOCATION	TOTAL	LOCATION	TOTAL
Alabama	352	Maine	89	Pennsylvania	613
Alaska	43	Maryland	166	Rhode Island	4
Arizona	938	Massachusetts	185	South Carolina	356
Arkansas	387	Michigan	1076	South Dakota	314
California	2411	Minnesota	882	Tennessee	544
Colorado	1165	Mississippi	358	Texas	5340
Connecticut	79	Missouri	873	Utah	526
Delaware	79	Montana	544	Vermont	55
Dist. of Columbia	2	Nebraska	454	Virginia	380
Florida	1264	Nevada	329	Washington	1164
Georgia	563	New Hampshire	133	West Virginia	98
Hawaii	29	New Jersey	242	Wisconsin	786
Idaho	628	New Mexico	311	Wyoming	405
Illinois	864	New York	477		
Indiana	602	North Carolina	688	U.S. Total	32,838
Iowa	845	North Dakota	230		
Kansas	670	Ohio	990		
Kentucky	308	Oklahoma	1591		
Louisiana	400	Oregon	1030		

International

LOCATION	TOTAL	LOCATION	TOTAL	LOCATION	TOTAL
Argentina	3	Ireland	14	Slovenia	42
Australia	111	Israel	12	South Africa	10
Austria	286	Italy	767	Spain	43
Belgium	319	Japan	15	Sweden	282
Belize	2	Luxembourg	37	Switzerland	187
Brazil	15	Mexico	256	Thailand	1
Bulgaria	6	Monaco	1	United Kingdom	73
China	24	Namibia	4	Uruguay	1
Colombia	17	Netherlands	321	Venezuela	8
Costa Rica	7	New Caledonia	6		
Croatia	18	New Zealand	3	Foreign Total	5,999
Czech Republic	387	Norway	49		
Denmark	159	Panama	18		
Dominican Republic	7	Poland	79		
Finland	25	Republic Serbia	2		
France	718	Romania	1		
Germany	1516	Russia	3		
Greece	2	Singapore	1		
Hungary	48	Slovakia	95		

Canada

LOCATION	TOTAL
Alberta	805
British Columbia	390
Manitoba	99
New Brunswick	66
Newfoundland	4
Nova Scotia	71
NW Territories	0
Ontario	528
Prince Edward IL	10
Quebec	342
Saskatchewan	306
Yukon	2
Canadian Total	2,623

United States	32,838
International	5,999
Canada	2,623
Grand Total	41,460

MEMBERSHIP	TOTAL
Regular 1-year	18,848
Regular 3-year	9,312
Regular 5-year	3,338
Total	31,498
Junior 1-year	1,613
Junior 3-year	549
J-Term Members	1,316
Total	3,478
Lifetime Members	6,484
Total Members	41,460

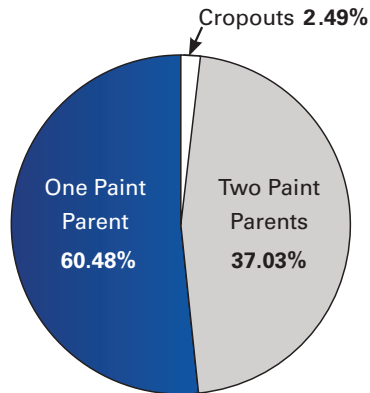
Paint Horse Distribution (Total horses registered in 2021)

Registration and Breeding Statistics

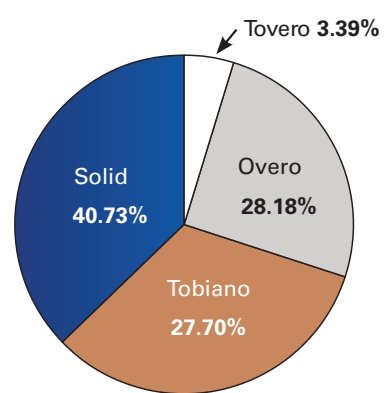
Year	Horses Registered Annually	Horses Transferred Annually	Mares Bred	Stallion Breeding Reports
2021	9,881	13,679	*	*
2020	9,706	12,312	14,824	4,243
2019	9,145	12,023	14,815	4,506
2018	10,149	13,232	15,829	4,866

** Please note: Because the majority of stallion breeding reports are received by APHA late in the year, complete statistics are not available when the Annual Report is compiled. Totals for 2021 will be available in next year's report. Also note that as late reports are filed, totals for previous years might increase.*

Total Horses Registered by Bloodline



Total Horses Registered by Pattern

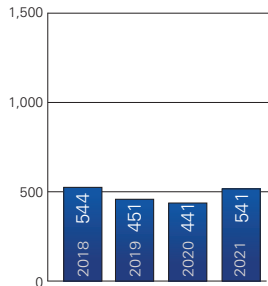


Horse Analysis by Location (Total horses registered in 2021)

	Total Horses	Type				Sex			Bloodline		
		Overo	Tobiano	Solid	Tob/Ove	Stallions	Mares	Geldings	Cropout	One Paint Parent	Two Paint Parents
United States											
Alabama	59	20	16	22	1	22	29	8	2	40	17
Alaska	3	0	1	1	1	1	2	0	0	2	1
Arizona	174	76	29	66	3	72	81	21	2	108	64
Arkansas	109	21	34	52	2	39	64	6	3	88	18
California	386	119	78	173	16	163	183	40	12	251	123
Colorado	217	57	89	88	3	81	108	28	7	135	75
Connecticut	3	1	2	0	0	1	2	0	0	2	1
Delaware	8	4	0	4	0	1	5	2	1	5	2
Florida	173	63	38	68	4	65	94	14	8	120	45
Georgia	88	33	17	36	2	31	51	6	4	62	22
Idaho	140	29	43	67	1	58	66	16	5	100	35
Illinois	123	57	13	53	0	37	62	24	3	73	47
Indiana	99	23	38	37	1	37	55	7	3	56	40
Iowa	249	79	73	84	13	74	146	29	1	138	110
Kansas	147	47	44	52	4	59	76	12	9	77	61
Kentucky	85	29	22	29	5	37	45	3	2	55	28
Louisiana	67	18	22	27	0	28	32	7	5	47	15
Maine	12	3	3	6	0	2	9	1	0	9	3
Maryland	19	9	3	7	0	10	8	1	0	11	8
Massachusetts	9	5	1	3	0	1	7	1	1	6	2
Michigan	179	71	56	44	8	55	96	28	5	98	76
Minnesota	175	43	54	74	4	62	96	17	4	117	54
Mississippi	91	17	45	27	2	30	49	12	4	54	33
Missouri	198	55	46	93	4	81	97	20	3	124	71
Montana	205	34	63	102	6	92	101	12	2	144	59
Nebraska	115	38	34	34	9	49	59	7	4	57	54
Nevada	38	7	6	23	2	18	17	3	0	30	8
New Hampshire	15	7	5	2	1	8	6	1	0	8	7
New Jersey	18	11	4	3	0	6	9	3	2	11	5
New Mexico	52	9	19	22	2	21	27	4	4	37	11
New York	51	16	10	19	5	17	25	9	4	32	15
North Carolina	78	26	22	30	0	33	37	8	2	58	18
North Dakota	98	17	40	38	3	36	60	2	0	64	34
Ohio	122	36	23	61	2	40	63	19	7	88	27
Oklahoma	469	121	138	205	5	171	246	52	25	309	135
Oregon	196	62	43	86	5	61	106	29	4	133	59
Pennsylvania	73	22	22	28	1	29	29	15	2	45	26
South Carolina	31	12	6	11	2	7	17	7	1	19	11
South Dakota	157	31	51	72	3	71	77	9	4	85	68
Tennessee	131	45	33	45	8	43	81	7	5	63	63
Texas	1,269	391	284	576	17	463	670	136	74	838	357
Utah	135	28	34	66	7	45	72	18	3	86	46
Vermont	7	1	5	1	0	2	3	2	0	2	5
Virginia	53	12	11	29	1	21	26	6	1	37	15
Washington	165	56	50	52	7	51	95	19	5	104	56
West Virginia	15	2	8	5	0	2	13	0	0	11	4
Wisconsin	194	72	47	74	1	63	112	19	1	113	80
Wyoming	92	28	25	38	1	33	45	14	2	63	27
Total U.S.	6,592	1,963	1,750	2,715	162	2,429	3,459	704	236	4,215	2,141
International											
Australia	34	14	4	16	0	9	16	9	1	18	15
Austria	71	18	25	23	5	21	49	1	2	39	30
Belgium	138	37	45	44	12	66	70	2	0	74	64
Brazil	6	0	3	1	2	3	3	0	0	1	5
China	8	3	3	1	1	4	4	0	0	2	6
Colombia	5	0	4	1	0	3	2	0	0	3	2
Costa Rica	3	0	3	0	0	1	2	0	0	0	3
Croatia	8	2	0	6	0	3	5	0	0	2	6
Czech Republic	126	18	54	44	10	46	77	3	0	55	71
Denmark	25	12	4	8	1	8	13	4	0	17	8
Dominican Republic	6	1	4	0	1	3	3	0	0	6	0
Finland	2	1	1	0	0	2	0	0	0	2	0
France	476	144	117	166	37	245	216	3	1	161	302
Germany	449	95	180	147	27	214	223	12	1	249	199
Hungary	17	2	6	8	1	6	11	0	0	12	5
Holland	1	1	0	0	0	0	1	0	0	1	0
Ireland	3	0	0	3	0	1	1	1	0	2	1
Israel	4	0	0	4	0	0	4	0	0	4	0
Italy	570	180	137	230	23	237	230	3	0	265	305
Japan	1	0	0	1	0	0	1	0	0	1	0
Luxembourg	4	1	1	1	1	3	1	0	0	1	3
Mexico	170	40	38	91	1	82	88	0	0	143	27
Netherlands	100	23	44	26	7	49	48	3	0	48	52
New Caledonia	1	0	0	1	0	0	1	0	0	1	0
Norway	10	2	4	4	0	5	5	0	0	8	2
Panama	3	0	1	2	0	1	1	1	0	2	1
Paraguay	2	0	2	0	0	1	1	0	0	0	2
Poland	30	8	13	9	0	15	13	2	0	15	15
Slovakia Republic	43	3	17	17	6	20	23	0	0	24	19
Slovenia	18	8	2	7	1	9	8	1	0	7	11
Spain	7	1	4	2	0	5	2	0	0	6	1
Sweden	50	10	11	29	0	26	23	1	0	35	15
Switzerland	14	1	7	6	0	4	7	3	0	9	5
United Kingdom	22	8	6	6	2	10	11	1	0	9	13
Venezuela	1	0	0	1	0	1	0	0	0	1	0
Canada											
Alberta	337	82	85	157	13	136	176	25	3	209	125
British Columbia	86	13	38	31	4	37	38	11	2	52	32
Manitoba	82	25	11	38	8	40	41	1	0	47	35
New Brunswick	12	3	5	2	2	6	4	2	0	4	8
Nova Scotia	14	3	7	4	0	4	9	1	0	9	5
Ontario	79	13	26	38	2	31	41	7	0	51	28
Prince Edward II	2	0	1	1	0	0	2	0	0	1	1
Quebec	100	14	29	54	3	40	54	6	0	69	31
Saskatchewan	156	34	42	78	2	71	80	5	0	101	55
Total International	3,289	821	986	1,309	173	1,467	1,714	108	10	1,761	1,518
Grand Total	9,881	2,784	2,736	4,024	335	3,896	5,173	812	246	5,976	3,659

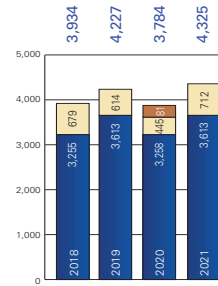
Program Participation

Paint Alternative Competition (PAC) (Ride America is included in PAC)



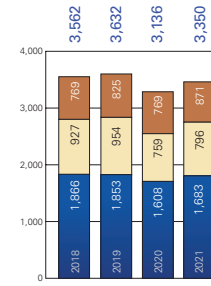
Youth

- Youth Walk-Trot 11-18
- Novice Youth
- Youth



Amateur

- Amateur WalkTrot
- Amateur
- Novice Amateur



E-Shows (created March 2020) APHA was the first international equine breed organization to launch an online horse show platform.

Year	Date	Total Entries	Paid Out	Participants	Horses	States/Countries represented
2021	11 Monthly E-Shows	323	\$3,080	80	85	19 States/9 Countries
2020	10 Monthly E-Shows	1,702	\$13,372	374	408	41 States/14 Countries

Championship Show History

WORLD CHAMPIONSHIP SHOWS

YWCS & OAWCS Combined

Year	Date	Location	Entries	Judges	Horses	States/Countries represented
2021*	June 25-July 11	Fort Worth, TX	26,200	5	1,349	48
2020	Sept 18-Oct 4	Fort Worth, TX	21,560	5	1,536	44
2019	Sept 16-29	Fort Worth, TX	21,023	5	1,569	56
2018	Sept 17-30	Fort Worth, TX	22,456	5	1,538	48
2017	Sept 20-Oct 1	Fort Worth, TX	16,918	5	1,527	47

The Lone Star Gathering

Year	Date	Location	Entries	Judges	Horses	States/Countries represented
*2021	Sep 27-Oct 3	Fort Worth, TX	7,187	5	394	37

*Note: The weanling world championship halter classes, all APHA Breeders' Futurity halter classes and WCHA were held at The Lone Star Gathering in 2021.

Approved Show Participation

Shows

Month	2020	2021
Jan	40	30
Feb	40	25
Mar	38	54
Apr	0	77
May	30	130
Jun	58	57
Jul	117	90
Aug	109	84
Sept	69	129
Oct	99	69
Nov	18	35
Dec	27	18
Total	645	798

Open

Month	2020	2021
Jan	1,798	1,488
Feb	1,927	1,998
Mar	2,010	3,334
Apr	0	7,237
May	1,644	11,107
Jun	3,745	3,587
Jul	10,778	5,569
Aug	9,430	8,885
Sept	4,196	8,513
Oct	6,271	5,565
Nov	246	2,681
Dec	2,346	1,840
Total	44,391	61,804

Youth

Month	2020	2021
Jan	1,630	1,851
Feb	1,360	1,702
Mar	1,607	3,945
Apr	0	6,350
May	1,371	10,839
Jun	2,747	1,874
Jul	7,193	3,528
Aug	6,643	6,197
Sept	1,682	5,518
Oct	5,475	3,679
Nov	130	2,421
Dec	1,996	1,804
Total	31,834	49,708

Novice Youth

Month	2020	2021
Jan	550	762
Feb	622	798
Mar	654	1,563
Apr	0	2,868
May	601	4,361
Jun	1,226	888
Jul	3,513	1,547
Aug	3,094	2,721
Sept	848	2,047
Oct	2,249	1,186
Nov	18	908
Dec	807	528
Total	14,182	20,177

Amateur

Month	2020	2021
Jan	1,794	1,349
Feb	1,774	1,680
Mar	4,664	3,287
Apr	0	6,821
May	1,472	11,349
Jun	3,236	2,954
Jul	9,882	4,395
Aug	8,071	7,370
Sept	3,355	7,262
Oct	6,839	5,474
Nov	146	2,450
Dec	2,168	1,704
Total	40,401	56,095

Novice Amateur

Month	2020	2021
Jan	727	626
Feb	592	508
Mar	787	1,401
Apr	0	2,709
May	436	4,691
Jun	1,154	1,124
Jul	3,717	2,020
Aug	3,400	3,116
Sept	1,436	3,089
Oct	2,852	1,792
Nov	90	856
Dec	800	592
Total	15,991	22,524

Open Solid Paint-Bred

Month	2020	2021
Jan	170	143
Feb	71	45
Mar	359	281
Apr	0	389
May	166	1,022
Jun	511	606
Jul	1,290	879
Aug	2,237	1,141
Sept	512	1,004
Oct	840	552
Nov	105	332
Dec	171	70
Total	5,432	6,464

Amateur Solid Paint-Bred

Month	2020	2021
Jan	36	72
Feb	31	8
Mar	234	91
Apr	0	477
May	52	1,178
Jun	240	428
Jul	1,488	970
Aug	994	967
Sept	328	863
Oct	1,263	810
Nov	6	346
Dec	92	36
Total	4,764	6,246

Youth Solid Paint-Bred

Month	2020	2021
Jan	20	34
Feb	28	30
Mar	20	30
Apr	0	118
May	2	375
Jun	49	171
Jul	294	203
Aug	431	271
Sept	83	287
Oct	222	182
Nov	0	206
Dec	4	0
Total	1,153	1,907

Amateur Walk-Trot

Month	2020	2021
Jan	580	606
Feb	596	766
Mar	873	1,474
Apr	0	2,842
May	536	5,218
Jun	1,216	816
Jul	3,724	2,031
Aug	3,329	2,818
Sept	1,149	3,245
Oct	3,657	3,406
Nov	78	1,686
Dec	812	1,158
Total	16,550	26,066

TOTAL ENTRIES

Month	2020	2021
Jan	7,305	6,931
Feb	7,001	7,535
Mar	8,208	15,406
Apr	0	29,811
May	6,280	50,140
Jun	14,124	12,448
Jul	41,879	21,142
Aug	36,629	33,486
Sept	13,589	31,828
Oct	29,668	22,646
Nov	819	11,892
Dec	9,196	7,732
Total	174,698	250,997

TOTAL HORSES

Month	2020	2021
Jan	452	346
Feb	260	223
Mar	332	474
Apr	0	765
May	209	647
Jun	444	454
Jul	861	438
Aug	545	342
Sept	649	370
Oct	286	142
Nov	44	117
Dec	53	33
Total	4,135	4,351

2021 Top 20 Shows (by entries per judge)

Rank	Show	Location	Date	Entries	Horses	2020		Adjoining Show
						Rank	# of Judges	
1	European Paint Horse Championships sponsored by Zone 12 Coordinating Committee	Kreuth, Germany	22-Aug	1328	262	NR	5 ZOR	
2	APHA Zone 2 Show sponsored by Zone 2 Coordinating Committee	Las Vegas, NV	26-May	1098	210	NR	6 ZOR with adjoining 4 POR after	APHA Zone 2 POR sponsored by Silver State PHC (1052/211)
3	IPHA Spring Fling sponsored by Illinois PHA	Gifford, IL	16-Apr	1033	193	17	4 POR	
4	Paint the Future POR sponsored by Texas PHC	Waco, TX	9-Apr	1015	190	NR	4 POR	
5	Fall Color Classic #1 POR sponsored by Michigan PHC	Cloverdale, IN	20-Oct	976	200	1	4 POR with adjoining 4 POR after	Fall Color Classic #2 POR sponsored by Michigan PHC (962/199)
6	Zone 4 Texas Spectacular sponsored by Zone 4 Coordinating Committee	Waco, TX	28-May	905	165	4	6 ZOR	
7	Show of the Year #1 POR sponsored by California PHA	Rancho Murieta, CA	29-Apr	889	175	NR	4 POR with adjoining 4 POR after	Show of the Year #2 POR sponsored by California PHA (815/170)
8	Zone One-The Big Paint Show sponsored by Zone 1 Coordinating Committee	Nampa, ID	11-Aug	841	145	NR	6 ZOR with adjoining 4 POR after	INPHC Summer Spectacular POR sponsored by Inland Northwest PHC (706/142)
9	Copper Country POR sponsored by Arizona PHC	Scottsdale, AZ	1-Jan	824	174	15	4 POR with adjoining 4 POR before	Copper Country POR Dec 2020 sponsored by Arizona PHC (847/173)
10	Texas Wildflower POR sponsored by Gulf Coast PHC & Texas PHC	Waco, TX	5-Mar	818	153	5	4 POR with adjoining 4 Yth POR after	COVID Relief Show Youth POR sponsored by Gulf Coast PHC (92/16)
11	Copper Country POR sponsored by Arizona PHC	Scottsdale, AZ	29-Dec	787	174	8	4 POR with adjoining 4 POR after	Copper Country POR Jan 2022 sponsored by Arizona PHC
12	IPHA Fall Breeders Futurity and POR sponsored by Illinois PHA	Gifford, IL	3-Sep	750	149	7	4 POR	
13	Margarita Classic-Tribute to Charlie POR sponsored by South Texas PHC	Waco, TX	19-Nov	729	134	10	4 POR	
14	Texas Kickoff! POR sponsored by South Texas PHC	Waco, TX	15-Jan	726	125	NR	4 POR	
15	GSPHC Spring Show POR sponsored by Garden State PHC	Logan Township, NJ	24-Apr	702	127	NR	4 POR	
16	Virginia Color Classic Futurity Show POR sponsored by Virginia PHC	Lexington, VA	3-Sep	694	151	NR	4 POR	
17	APHA Zone 5 Show sponsored by Zone 5 Coordinating Committee	Cedar Rapids, IA	24-Apr	692	127	NR	4 ZOR	
18	Florida Holiday Classic POR sponsored by Florida PHC	Ocala, FL	11-Dec	686	139	NR	4 POR with adjoining 2-Judge Show before	FPHC Ugly Sweater Extravaganza 2 Judge Show sponsored by Florida PHC (676/139)
19	Houston Livestock Show & Rodeo	Houston, TX	14-Mar	681	115	NR	3 POR	
20	Zone 9 Southern Classic sponsored by Zone 9 Coordinating Committee	Perry GA	12-Feb	671	107	18	6 ZOR	

Incentive Programs

BREEDERS' TRUST

Top 5 Stallions by Foal Earnings

Stallion	Total Number Of Foals	Total Earnings	Average Earnings Per foal	Total Points	Average Points Per Foal
Zippos Sensation	64	\$31,877.47	\$498.09	3,813	60
All Time Fancy	93	\$25,021.94	\$269.05	2,993	42
The Original Cowboy	31	\$13,846.89	\$446.67	1,656	54
Lazy Loper (QH)	26	\$10,484.10	\$403.23	1,254	48
CR Good Machine	35	\$10,248.91	\$292.83	1,225	41

Top 5 Earnings by Foal

Nominated Foal/Sire	Earnings	Points Total Open/Amateur	Distribution	Owner/Nominator/Subscriber
Even More Sensational/ Zippos Sensation	\$7,413.44	886	\$5,189.40	Stephanie Mohindra
		315	\$741.35	Simons Show Horses LLC
		571	\$1,482.69	Simons Show Horses LLC
Call Me A Cowboy/ The Original Cowboy	\$6,836.07	817	\$4,785.26	Robert or Patricia Ross
		146	\$683.60	Marylyn Caliendo
		671	\$1,367.21	Simons Show Horses LLC
Talk About Lazy Lazy Loper (QH)	\$3,899.15	466	\$2,729.41	Sharon Bell
		0	\$389.91	Don or Cindy Gattis
		466	\$779.83	Michael or Rochelle Farina
Coin Machine/ Fleet Machine	\$3,882.42	464	\$2,717.70	Therese C Weiser
		11	\$388.24	Janis Kengis MD
		453	\$776.48	Janis Kengis MD
AI I Wanna Do/ Allocate Your Assets (QH)	\$3,589.55	429	\$2,512.69	Lindsay McLain
		4	\$358.95	Michelle M Coan
		425	\$717.91	Katherine K & GWTobin

Top 5 Gross Earnings

Payee	Earnings
Simons Show Horses LLC	\$9,801.81
Robert or Patricia Ross	\$6,261.25
Stephanie Mohindra	\$5,294.81
Yarnelle Farms	\$4,385.70
Peggy Knaus	\$3,740.74

APHA Breeders' Futurity

Platinum Division:

127 paid entries competing for \$245,000

Leading Sire of Money Earning Foals for the Platinum Division:

Execute owned by Gary and Linda Gordon

Gold Division:

244 paid entries competing for \$190,000

Leading Sire of Money Earning Foals for the Gold Division:

Hes Stylin owned by Hes Stylin Syndicate

Total for all divisions:

371 entries competed for \$435,000




Introduced in 2020, Chrome Cash is a class within a class offered at select NCHA and NRCHA events. Watch for how the program is expanding in 2022!

- Horse must be registered with APHA. Both Regular and Solid Paint-Bred registered horses are eligible.
- Owner must be a current APHA member in good standing.
- Chrome Cash class must be entered per each event's rules. Must complete entry form, pay fees and submit a copy of APHA registration papers to the show secretary to qualify.
- Only shows designated with Chrome Cash sponsors will have added money.
- Chrome Cash is a class within a class and no working finals.

Breeders' Trust Annual Payouts



Stallions Subscribed to Breeders' Trust



CHROME CASH

NCHA Payouts



NRCHA Payouts



NCHA Entries



NRCHA Entries



Paint Barrel Racing Incentive Program

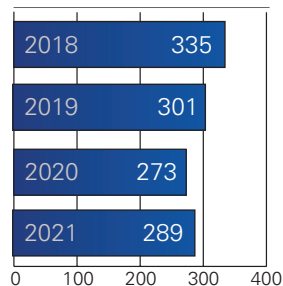
	2018	2019	2020	2021
PBRIP Events	110	94	62	121
PBRIP Enrollments	503	485	437	426
PBRIP Money Paid Out	\$49,495	\$47,110	\$69,090	\$110,790

PBRIP Participating States

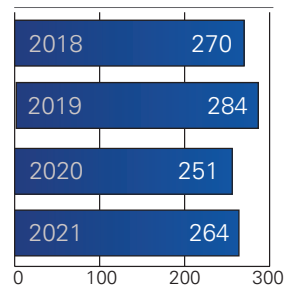
Arkansas	Kansas	Missouri	Pennsylvania
Florida	Louisiana	New Mexico	Texas
Illinois	Michigan	Oklahoma	

Paint Racing

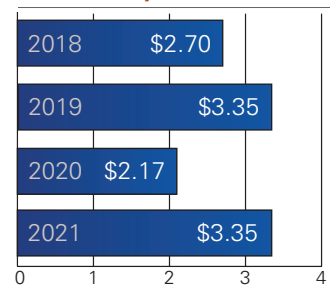
Number of Starters



Number of Races



Purse Money in Millions



Lifetime Leading Sires by Money Earned

	Horse Name	Money Earned		Horse Name	Money Earned
1.	Royal Quick Flash	\$7,303,865	6.	Awesome Chrome	\$2,008,514
2.	Judys Lineage	\$5,679,729	7.	Easy Jet Too	\$1,591,503
3.	Country Quick Dash	\$4,032,152	8.	Dos Poruno	\$1,547,675
4.	CRM Livewire	\$4,002,637	9.	Treasured Too	\$1,399,379
5.	Texas Hero	\$3,375,442	10.	PYC Paint Your Wagon AQHA	\$1,235,084

2020 Top 10 Races by Purse Money

Race	Grade	Track	City, State	Purse
1. Speedhorse Graham Paint & Appaloosa Futurity	G1	Remington Park	Oklahoma City, OK	\$294,075
2. Oklahoma Paint & Appaloosa Futurity	G1	Remington Park	Oklahoma City, OK	\$198,100
3. PSBA American Paint Classic Futurity	G1	Remington Park	Oklahoma City, OK	\$164,200
4. Speedhorse Paint & Appaloosa Futurity	G1	Fair Meadows	Tulsa, OK	\$106,172
5. Pot O Gold Futurity	G1	Will Rogers Downs	Claremore, OK	\$87,300
6. Texas Hero Paint & Appaloosa Futurity	G1	Lone Star Park	Grand Prairie, TX	\$79,070
7. Colors of Houston Juvenile	G2	Sam Houston	Houston, TX	\$60,030
8. Colors of the Alamo Paint & Appaloosa Futurity	G2	Retama Park	Selma, TX	\$50,640
9. Lone Star Paint and Appaloosa Futurity	G1	Lone Star Park	Grand Prairie, TX	\$50,000
10. National Cowboy & Western Heritage Museum Stakes	G1	Remington Park	Oklahoma City, OK	\$45,350

Publications & Social Media



Chrome

2021 APEX Award

- "See Her, Be Her" – Winter 2021 issue

2021 American Horse Publications Equine Media Awards

- Best Cover – Spring 2021 issue
- 6 other awards for writing and design

Official Publication of Mule Alley at the Fort Worth Stockyards

Total Circulation: 30,096



Paint Horse Journal

2021 American Horse Publications Equine Media Awards

- 3 awards for writing

Total Circulation: 12,912

Social Media



301,336 followers on Facebook



47,081 followers on Instagram



22,405 followers on Twitter



3,100 YouTube subscribers

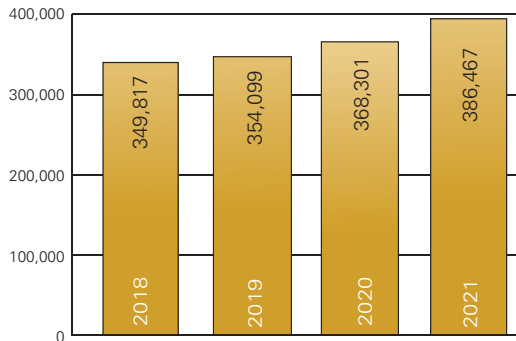


10,800 Pinterest subscribers



1,745 LinkedIn subscribers

Total Social Media Contacts



Unaudited Financials

APHA Balance Sheet

American Paint Horse Association

	December 2021	December 2020	Change To Prior Year
Assets			
Current Assets			
Cash	\$1,838,533	\$1,708,509	\$130,024
Cash, Restricted	348,394	557,180	(208,786)
Investments at Market Value	18,147,853	15,786,259	2,361,594
Accounts Receivable	1,450,832	1,683,280	(232,448)
Less Allow For Doubtful Accts	(750)	(800)	50
Accrued Interest Receivable, restricted	2,325	2,831	(505)
Inventory	48,643	36,860	11,783
Prepaid Expenses	43,015	37,670	5,345
Total Current Assets	21,878,844	19,811,789	2,067,055
Fixed Assets			
Furniture and Equipment	2,021,416	1,813,261	208,155
Collectibles	108,980	108,980	
	2,130,396	1,922,241	208,155
Less Accumulated Depreciation	(1,307,701)	(1,171,191)	(136,511)
Total Fixed Assets	822,694	751,050	71,644
Other Assets			
Investments at Market Value, Restricted	740,000	540,000	200,000
Total Other Assets	740,000	540,000	200,000
Total Assets	23,441,538	21,102,839	2,338,699
Liabilities and Net Assets			
Current Liabilities			
Accounts Payable - Trade	365,863	586,792	(220,929)
Accrued Expenses	743,534	768,055	(24,521)
Total Current Liabilities	1,109,397	1,354,847	(245,449)
Long-Term Liabilities			
Deferred Revenues	516,032	476,303	39,728
Deferred Building Rent	141,681	145,955	(4,274)
Total Long-Term Liabilities	657,713	622,258	35,455
Total Liabilities	1,767,110	1,977,105	(209,995)
Net Assets			
Temporarily Restricted, Breeders' Trust Programs	715,450	706,430	9,020
Unrestricted	18,419,304	16,598,974	1,820,331
YTD Increase or Decrease in Unrestricted	2,539,674	1,820,331	719,344
Total Net Assets	21,674,428	19,125,734	2,548,694
Total Liabilities and Net Assets	23,441,538	21,102,839	2,338,699

Unaudited Financials

APHA Income Statement

American Paint Horse Association

	2021	2020	PYTD Variance	% Var PY YTD
Revenue				
Registration Revenue	\$2,139,054	\$1,981,341	\$157,712	7.96%
Publications Revenue	690,452	588,588	101,863	17.31%
Membership Revenue	2,166,260	1,616,160	550,100	34.04%
Performance Revenue	678,895	299,461	379,434	126.71%
Barn Door Revenue	371,811	142,916	228,895	160.16%
Amateur Fee Revenue	80,315	71,780	8,535	11.89%
Accounting Revenue	44,809	(4,360)	49,169	(1127.82%)
Sponsorship & Business Development	357,568	365,779	(8,210)	(2.24%)
Recreational Riding Revenue	25		25	0.00%
AjPHA Revenue	18,691	17,930	761	4.25%
PBRIP Revenue	14,675	16,041	(1,366)	(8.52%)
Marketing Revenue		142,280	(142,280)	(100.00%)
International Revenue		7,025	(7,025)	(100.00%)
Racing Revenue	19,712	18,290	1,422	7.77%
Convention Revenue	1,800	24,390	(22,590)	(92.62%)
Government Funding	57,978	127,357	(69,379)	(54.48%)
The Halter Million	418,698		418,698	0.00%
The World Show	2,647,948	2,517,950	129,997	5.16%
Eastern National Championship	141,965	62,354	79,612	127.68%
Western National Championship	217,578	160,465	57,113	35.59%
Total Operating Revenue	10,068,235	8,155,749	1,912,487	23.45%
Expenses				
Advertising/Promotional	89,464	193,492	(104,028)	(53.76%)
Investigations/Color Inspections	(28)	(88)	60	(67.98%)
Hall of Fame	26,994	4,419	22,575	510.86%
PBRIP Admin Fee Allowance	(4,418)	(4,423)	6	(0.13%)
Awards	157,197	312,433	(155,236)	(49.69%)
DNA/Drug Testing	189,216	205,811	(16,595)	(8.06%)
Credit Card/Bank Fees/Bad Debt/Transaction Fees	441,589	217,753	223,836	102.79%
Relocation/Dedication		19,199	(19,199)	(100.00%)
Communications	57,474	74,510	(17,036)	(22.86%)
Imaging	9,337	11,482	(2,145)	(18.68%)
Contract Labor/Travel	308,396	310,740	(2,344)	(0.75%)
Data Processing	96,839	89,418	7,421	8.30%
Depreciation	201,510	197,533	3,978	2.01%
Donations	23,270	12,000	11,270	93.92%
Sponsorships	49,411	31,684	17,726	55.95%
Sponsored Events	270,164	3,239	266,925	8241.83%
Dues/Subscriptions/License	55,405	62,126	(6,721)	(10.82%)
Printing Publications	145,109	111,155	33,954	30.55%
Printing/Programs	73,588	52,456	21,131	40.28%
Insurance	75,526	66,198	9,328	14.09%
Newsletters	8,390	8,272	117	1.42%
Member Outreach	403,857	200,890	202,968	101.03%
Equipment Lease/Supplies	58,032	64,510	(6,478)	(10.04%)
Office/Paper Supplies	8,977	3,009	5,968	198.30%
Continuing Education	715	242	473	195.54%
Payroll/Benefits	2,706,027	2,485,507	220,520	8.87%
Postage	121,776	68,000	53,775	79.08%
Postage Publications	121,706	96,761	24,945	25.78%
Professional Services	190,000	158,451	31,548	19.91%
Rent	247,661	210,867	36,794	17.45%
Repairs/Maint/Janitorial	78,758	63,708	15,050	23.62%
Sponsor Fulfillment	159,664	75,503	84,161	111.47%
Sponsor Recruitment	393		393	0.00%
Taxes	56,092	42,359	13,733	32.42%
Travel-APHA/Booth	88,593	74,077	14,516	19.60%
Utilities	7,011	5,417	1,595	29.44%

Unaudited Financials

	<u>2021</u>	<u>2020</u>	<u>Variance</u>	<u>% Variance</u>
Cost of Goods Sold	173,407	55,283	118,124	213.67%
Events/Catering/Conference	10,952	62,835	(51,883)	(82.57%)
The Halter Million	428,864	428,864	0	0.00%
The World Show	2,271,465	2,376,716	(105,251)	(4.43%)
Eastern National Championship	187,237	104,954	82,283	78.40%
Western National Championship	239,792	192,435	47,358	24.61%
Total Association Expenses	9,835,410	8,320,932	1,514,478	18.20%
Operating Income	232,825	(165,183)	398,009	(240.95%)
Other Income				
Investment Income	1,935,864	1,601,214	334,650	20.90%
Marketing Initiative	(88,600)	(88,800)	200	(0.23%)
PPP Loan Forgiveness	459,585	473,100	(13,515)	(2.86%)
Total Other Income	2,306,849	1,985,514	321,335	16.18%
Increase Unrestricted Assets	2,539,674	1,820,331	719,344	39.52%
Total Increase in Net Assets	<u>2,539,674</u>	<u>1,820,331</u>	<u>719,344</u>	<u>39.52%</u>



AMERICAN
PAINT HORSE
foundation

2021
ANNUAL
REPORT

2021 Scholarship Recipients

The APHF awarded \$1,000 academic scholarships to 34 students for 2020-2021. Ten of the recipients were new to the scholarship program, while the remaining 26 were scholarship renewals.

New Scholarships

Brooke Bernt	Utah PHC Endowment #3	Davenport University
Emma Rich	Dr Wm/Mable Garnier Endowment	Southern Arkansas University
Gianna Pozzi	Illinois PHC Endowment #1	Baylor University
Jessie Ferguson	Zone 1 Endowment #3	Lakeland College
Kimberly Laue	Jason Sheriff Memorial	Midway University
Kristen McPherson	Zone 3 Endowment #4	Baylor University
Kynlee Curry	Ark LaTex PHC Endowment	Lone Star College
Melissa Cruzan	Roland & Joan Hoch Endowment	University Of South Carolina Lancaster
Renee McCray	Rocky Mt PHC YDF Endowment	Cloud County Community College
TayIn Smith	Illinois PHC Endowment #2	Missouri Southern State University

Scholarship Renewals

Allison Wichrowski	Paul White Memorial Endowment	North Carolina Wesleyan College
Anna Lia Sullivan	Matt Diamond Memorial Endowment	University of Delaware
Antonia Lee Dinulescu	Lee Newsom Endowment	Univesity of Texas - Austin
Cali Pontnack	Bud & Bev Shoemaker Honorarium	West Texas A & M
Caroline Tasker	Zone 2 Endowment	Sonoma State University
Emily Gaugler	Bill & Joye Bryan Endowment	Wichita State University
Grace Carter	California Paint Racing Assoc Endowment	Carroll College
Hannah Stokan	CrossTimbers PHC Endowment #1	Baylor University
Jordan Olson	Lynn Titlow Memorial Endowment	State College of Florida
Justin Moody	Lynn Simons Memorial #1 Endow	Schreiner University
Kaden Strom	Zone Three #2	North Dakota State University
Katherine Kauachi	Dr Bill Jackson Endowment	Texas A & M University
Kylin Korb	Dr/Mrs Wonderlich Endowment	University of Wisconsin - Madison
Kyra Petty	Robert & Mary Parrott Endowment	University of Tennessee - Martin
Lena May Haught	Joann Cook Memorial	Grand Canyon University
Madison Martin	Bill & Rachael Yoesel Memorial	Central Virginia Community College
Madison Vance	Floyd & Maryann Moore Endowment #2	Oklahoma State University
Makayla McPherson	Bob/Theda Bartholomew Honorariu	University of Wyoming
Morgan Moser	Ashley Huntington Memorial Endowment	Oklahoma State University
Natalie Staas	Keith Lamoine Memorial Endowmen	Yuba College
Nathan Taylor Wright	Floyd & Maryann Moore Endowment #1	Louisiana Tech
Rene Conklin	Williamson/Brashears Honorarium	University of Tennessee - Martin
Sabine Lazo	Gulf Coast PHC Endowment	Sam Houston State University
Samantha Stubblefield	Lynn Simons Memorial Endowment #2	Baylor University
Sarah Beth Felker	Nevada PHC Endowment #2	St. Andrews University
Sophia Smith	Mickea Smith Endowment	Stephen F Austin State University

2021 Scholarship Recipients

Youth World Show Scholarships Redeemed for 2021

Abigail Iverson	\$800	Rio Salado College
Abigail Newbold	\$250	NEO A&M College
Amara Eckert	\$250	University of Saint Francis
Amber Nusser	\$250	University of California, Davis
Andrew Carey	\$650	Abilene Christian University
Angelina Newbold	\$250	NEO A&M College
Annelise Bedell	\$400	Lake Michigan College
Ansley LaLone	\$550	Washington State University
Arec Wesley	\$650	Mississippi State University
Austin Wesley	\$350	Mississippi State University
Bailey McCaffrey	\$1,900	Oakland Community College
Delaney Bourque	\$1,400	San Jacinto College
Ella Storch	\$4,850	California State University Fresno
Eve Sachs	\$400	Sierra Nevada University
Fallon Owen	\$3,200	Texas A & M University
Gianna Pozzi	\$5,900	Baylor University
Grace Davis	\$2,600	Texas A&M University
Grace Moreland	\$150	Colorado State University
Jordyn Bennett	\$1,099	Ashworth College
Josey Grewing	\$250	North Central Texas College
Justin Lutjelusche	\$400	Central Community College
Justin Moody	\$3,012	Schreiner University
Kaitlyn Ferguson	\$1,000	Auburn University
Katelyn Daniells	\$5,100	Tarleson State University
Kelsey Gonzales	\$1,200	South Dakota State University
Kristen McPherson	\$2,450	Baylor University
Kynlee Curry	\$1,150	Lone Star College
Lauren McFadden	\$400	Iowa State University
Lexi Hansen	\$650	University of Wisconsin River Falls
Lillian Woodruff	\$4,650	University of Alabama
Lindsey Roth	\$250	University of Iowa
Mackenzie Berklund	\$500	West Texas A&M
Madalyn Rohr	\$500	Kansas State University
Makayla McPherson	\$650	University of Wyoming
McKinley Novacek	\$1,550	Univeristy of Texas at Arlington
Riley Supertino	\$400	California State University, Bakersfield
Tayln Smith	\$750	Missouri Southern State University
Taylor Stephens	\$400	College of the Sequoias
Terra Hansen	\$1,700	Tarleton State University
Trelyn Hancock	\$500	Wharton County Junior College
Total	\$53,361	

The APHF awarded \$109,050 in scholarships at the 2021 Youth World Show. A total of \$53,361 was redeemed for the 2020/2021 academic year

Scholarship Endowments

Endowments may be established in the form of an honorarium or a memorial in any name. Donations to these endowments are totaled together until the current minimum of \$25,000 is reached. When the minimum amount is reached, the fund becomes permanent and the American Paint Horse Foundation issues a \$1,000 academic scholarship, annually, in that club or individual's memory or honor. Any amount of money may be donated to an established honorarium or memorial endowment, but a minimum of \$1,000 must be donated to begin one. All scholarships go directly to the college, university or trade school.

Permanent Youth World Show Scholarship Endowment Benefactors

Perpetuates scholarships at each Youth World Show in their name:

Arizona PHC Endowment, established 2019
Gregg Reisinger YWS Scholarship Endowment, established 2021
Charles Marx YWS Class Endowment, established 2019
Rebecca Baker Memorial Endowment Scholarships, established 2014
Robyn Hanna Sportsmanship Endowment, established 2019

Permanent Youth World Show Scholarship Endowment Benefactors

Perpetuates a \$1,000 scholarship annually in their name

Arizona Paint Horse Club Endowment #2, established 1997
Ark LaTex Paint Horse Club Endowment, established 2005
Ashley Huntington Memorial Endowment, established 2013
Bill & Joye Bryan Endowment, established 2007
Bill and Rachael Yoesel Memorial Endowment, established 2013
Bob & Theda Bartholomew Endowment, established 2014
Bud & Beverly Shoemaker Endowment, established 2014
California Paint Racing Association Endowment, established 1995
Central California Paint Horse Club Endowment, established 1991
CrossTimbers Paint Horse Club Endowment #1, established 2008
CrossTimbers Paint Horse Club Endowment #2, established 2013
Dr. & Mrs. Lyle Wonderlich Endowment, established 1985
Dr. & Mrs. W.V. Garnier Family Endowment, established 1987
Dr. Bill Jackson #1 Endowment, established 1996
Dr. Bill Jackson Memorial Endowment #2, established 1999
Floyd & Maryanne Moore Endowment #1, established 2007
Floyd & Maryann Moore Honorarium Fund #2, established 2008
Gulf Coast Paint Horse Club Endowment, established 2018
Idaho Paint Horse Club Endowment, established 1994
Illinois Paint Horse Club Endowment #1, established 1999
Illinois Paint Horse Club Endowment #2, established 2003
Jason Sheriff Memorial Endowment, established 2014
Joann Cook Memorial Endowment, established 1996
Keith LaMoine Memorial Endowment, established 1994
Lee Newsom Endowment, established 1983
Lynn Simons Memorial Endowment #1, established 2005
Lynn Simons Memorial Endowment #2, established 2007
Lynn Titlow Memorial Endowment, established 2017
Matt Diamond Memorial Endowment, established 1995
Michael Ochetto, Jr. Memorial Endowment, established 2021
Mickea Smith Endowment, established 2008
Nebraska Paint Horse Club Endowment, established 1991
Nevada Paint Horse Club Endowment #1, established 2000
Nevada PHC #2 / Sheila Plimpton Memorial Endowment, established 2007
Paul White Memorial Endowment, established 2004
Robert and Mary Parrott Endowment, established 2005
Robert Haas Endowment, established 1998
Rocky Mountain Paint Horse Association YDF Scholarship, established 2017
Roland & Joan Hoch Endowment, established 1994
Southwest Washington Paint Horse Club Endowment, established 1989
Utah Paint Horse Club Endowment #1, established 1998
Utah Paint Horse Club Endowment #2, established 2000

Scholarship Endowments

Utah Paint Horse Club Endowment #3, established 2001
Washington State Paint Horse Club Endowment, established 2005
Williamson/Brashears Endowment, established 2014
Zone 1 Endowment #3, established 2001
Zone 2 / Duane Pettibone Memorial, established 2000
Zone 2 Endowment, established 2000
Zone 3 Endowment #1, established 1997
Zone 3 Endowment #2, established 2000
Zone 3 Endowment #3, established 2003
Zone 3 Endowment #4, established 2010
Zone One Endowment #1, established 1995
Zone One Endowment #2, established 1996

Incomplete Honorarium Endowment Funds

These honorariums require a minimum of \$25,000 to issue a scholarship:

Brett Scott Fredericks Memorial Fund
Gary Gordon Memorial Fund
Larry Sheriff Memorial Fund
Marti Cibrowski McLain Memorial Fund
Nevada PHC #3 / Ken Winder Memorial Fund
Suzanna Smiles Memorial Fund
Suzette Busby Memorial Fund
Wanda West Memorial Fund
Zippos Sensation Memorial Fund

These honorariums require a minimum of \$12,000 to issue a scholarship:

Mississippi Paint Horse Club Honorarium Fund
New Mexico Paint Horse Club Honorarium Fund
Utah Paint Horse Club Honorarium Fund #4,

These honorariums require a minimum of \$10,000 to issue a scholarship:

Mr. & Mrs. Joe Bachmuth Honorarium Fund

Incomplete Memorial Endowment Funds

These memorial funds require a minimum of \$10,000 to issue a scholarship:

Avis Schnurr Memorial Fund
Dean Jones Memorial Fund
Jim Pacelli Memorial Fund
Maxine Howington Memorial Fund
Rachel Ryan Burns Memorial Fund
Robert Ward Memorial Fund
Shirley Bilton Memorial Fund
Sue Williamson Memorial Fund
Tad Dahms Memorial Fund

Incomplete Youth World Show Endowments

Jan Anderson Honorarium
Banks Ready Youth World Show Courage Honorarium
Michigan PHC
YWS Scholarship Endowment

Lasting Legacy Capital Campaign

Champion \$100,000 to \$499,999

American Paint Horse Association, Fort Worth, Texas

Honor Roll \$25,000 to \$49,999

Paul use & Marylyn Caliendo, Pilot Point, Texas
Rebecca's (Baker) Foundation, Bandera, Texas

\$5,000 to \$9,999

Fort Worth Railroad Salvage - Cowtown Selection, Fort Worth, Texas
Michael R Ochetto Sr., Belcher, Louisiana
Mark use & Rebecca Reisinger, Eldora, Iowa

