



Pattern Book

June 21–July 7, 2024

Will Rogers Memorial Center
Fort Worth, Texas



For more information:
apha.com/worldshow/ws-forms

TABLE OF CONTENTS

Hunt Seat Equitation.....	4-8
Hunt Seat Equitation Over Fences	9
Hunter Hack.....	10
Ranch Pleasure	2
Ranch Reining.....	2
Ranch Riding	11-15
Ranch Trail	17-20
Reining	2
Showmanship.....	21-25
Trail.....	27-41
Western Horsemanship.....	42-47
Western Riding.....	2
Working Cow Horse.....	2
Working Hunter	48-49



Reining

Class	Pattern #
Novice Amateur *NRHA	6
Solid Paint-Bred *NRHA	2
Amateur, Amateur Solid Paint-Bred *NRHA.....	11
Junior *NRHA.....	2
Senior *NRHA.....	9
Green *NRHA.....	4
Novice Youth *NRHA.....	6
Youth 18 & Under, Youth Solid Paint-Bred *NRHA.....	15
3-Year-Old Reining Challenge (NRHA Levels 1-4) *NRHA.....	15
Non-Pro 3-Year-Old Reining Challenge (NRHA Levels 1-4) *NRHA	14
4, 5, 6 & 7-Year-Old Reining Challenge (NRHA Levels 1-4) *NRHA.....	12
Non-Pro 4, 5, 6 & 7-Year-Old Reining Challenge (NRHA Levels 1-4) *NRHA	8
8-Year-Old & Older Reining Challenge (NRHA Levels 1-4) *NRHA	15
Non Pro 8-Year-Old & Older Reining Challenge (NRHA Levels 1-4) *NRHA	17
NRHA Non-Pro/Int. NP/Ltd. NP/Prime Time NP/Youth - All-Breed	4
NRHA Rookie (Levels 1 & 2)- All-Breed.....	8
NRHA Open/Int. Open/Ltd. Open /Rookie Pro - All-Breed	18
NRHA Non-Pro Novice Horse (Levels 1-3) - All-Breed	13
NRHA Novice Horse (Levels 1-3) - All-Breed.....	8

Ranch Reining

Amateur, Amateur Solid Paint-Bred, Youth, Youth Solid Paint-Bred	Working Cow Horse 2
Novice Amateur	Working Cow Horse 11
Open, Solid Paint-Bred	Working Cow Horse 8

Ranch Pleasure

Youth, Youth Solid Paint-Bred, Amateur, Amateur Solid Paint-Bred	3
Novice Amateur	1
Open, Solid Paint-Bred	4
Green.....	2

Working Cow Horse

Amateur Limited/Non-Pro Limited Challenge.....	11
Amateur/Non-Pro Challenge.....	9
Junior/4 & 5-Year-Old Challenge.....	8
Senior/ 6-Year-Old & Older Challenge	8

Western Riding

Amateur/Masters Amateur/Youth 13 & Under/Youth 18 & Under	6
Novice Amateur/Novice Youth.....	Green 9
Green.....	Green 6
Junior	7
Senior.....	8

You've Earned It

— So Treat Yourself! —

World Champion Buckles

Order your World Champion or Reserve World Champion duplicate buckle by Gist Silversmiths at the PH Barn Door!



Top Placing Buckles

Available for purchase to Top 5, Top 10 and Finalists in each World Championship class. Customize however you like using your name, horse's name or class name.

Additionally, Top 5 Intermediate placings are also eligible to purchase a custom buckle.



Gist
SILVERSMITHS

Stop by the PH Barn Door booth during regular trade show hours, call us at (817) 222-6411 or visit us online anytime at

phbarndoor.com

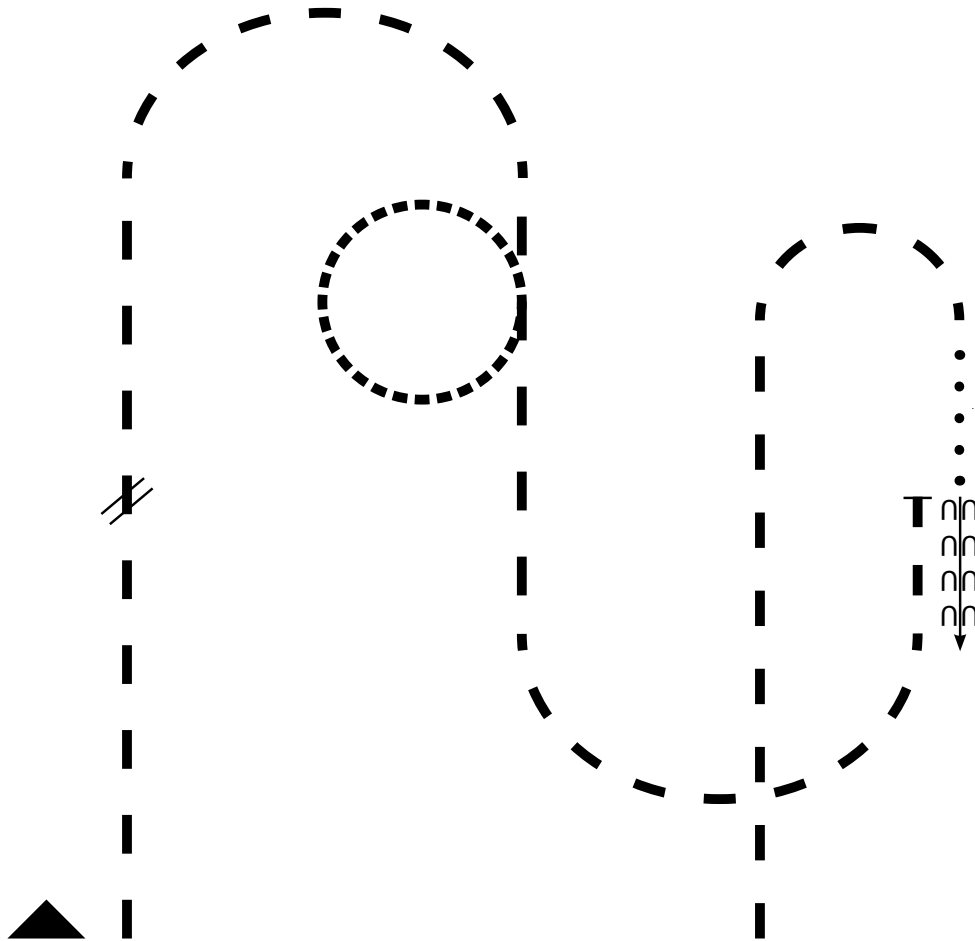


Experience Your Western Lifestyle.



HUNT SEAT EQUITATION

Amateur Walk-Trot



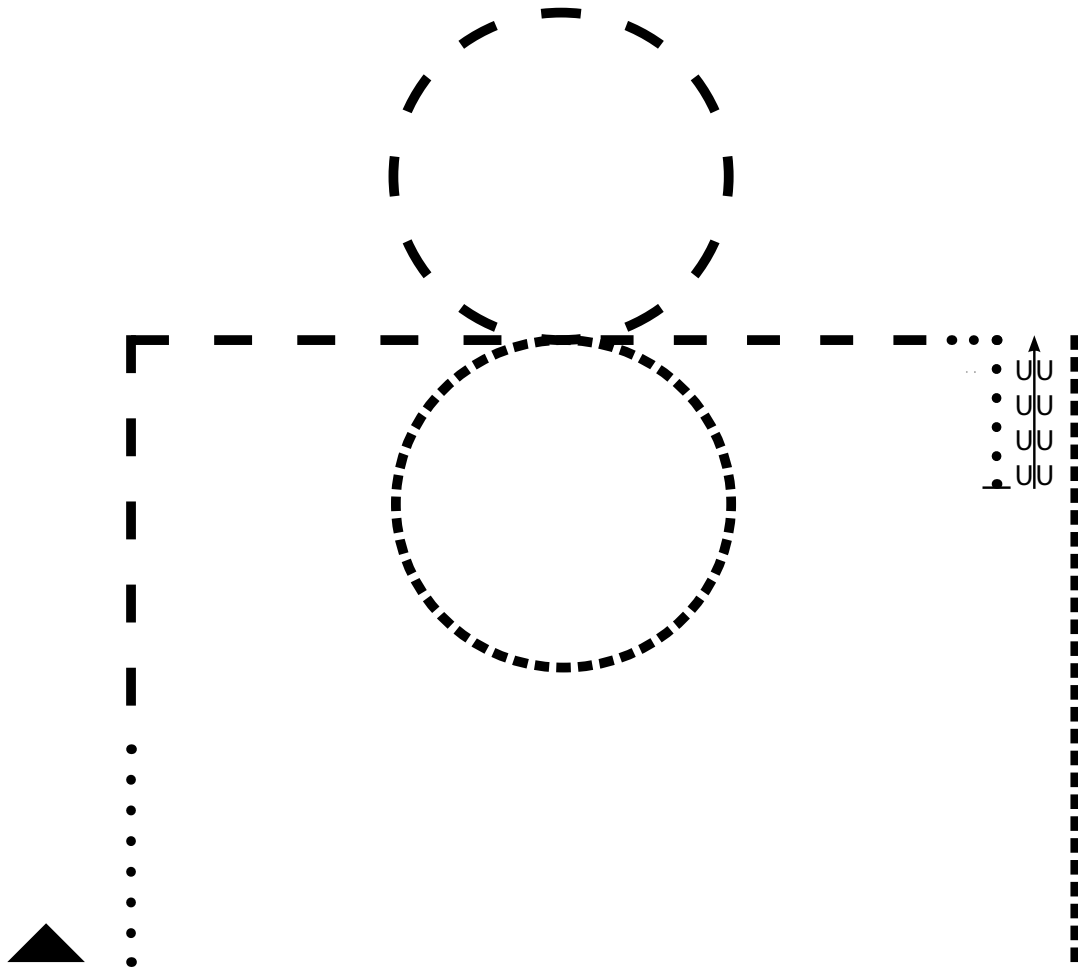
1. Trot right diagonal.
2. At center change to left diagonal and trot arc.
3. Sitting trot circle.
4. At close of circle trot right diagonal.
5. At center stop and back.
6. Walk 2 horse lengths.
7. Trot right diagonal to exit.

.....	Walk
-----	Sitting Trot
- - - -	Trot
.....	Two Point
————	Canter
=====	Hand Gallop
///	Change Diagonal
← 3 3 3 3	Back
▲	Cone



HUNT SEAT EQUITATION

Youth Walk-Trot



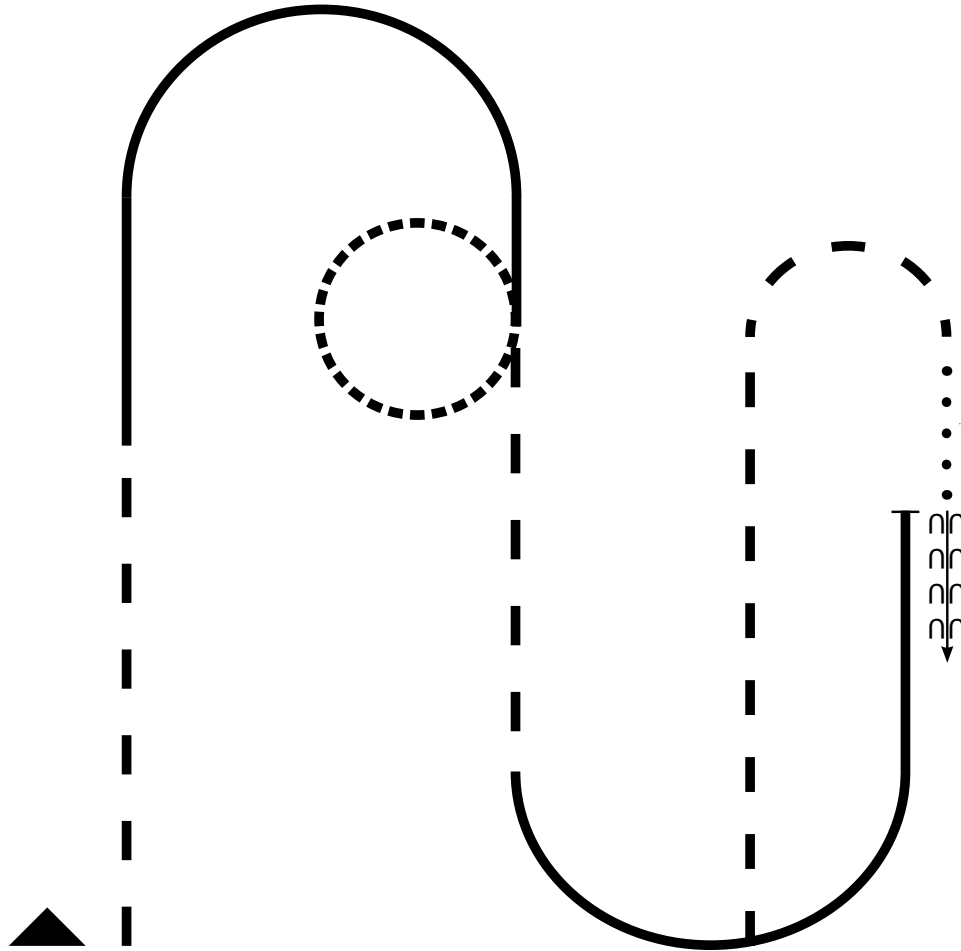
1. Walk 2 horse lengths.
2. Posting trot left diagonal.
3. At center trot circle to left on right diagonal.
4. Close circle and sitting trot circle to the right.
5. At close of circle posting trot left diagonal.
6. Break to walk and walk corner.
7. Stop and back.
8. Exit at sitting trot.

.....	Walk
-----	Sitting Trot
- - - -	Trot
.....	Two Point
————	Canter
=====	Hand Gallop
//	Change Lead
← ⊞ ⊞ ⊞ ⊞	Back
▲	Cone



HUNT SEAT EQUITATION

Novice Youth, Novice Amateur, Masters Amateur,
Youth 13 & Under, Youth World Games



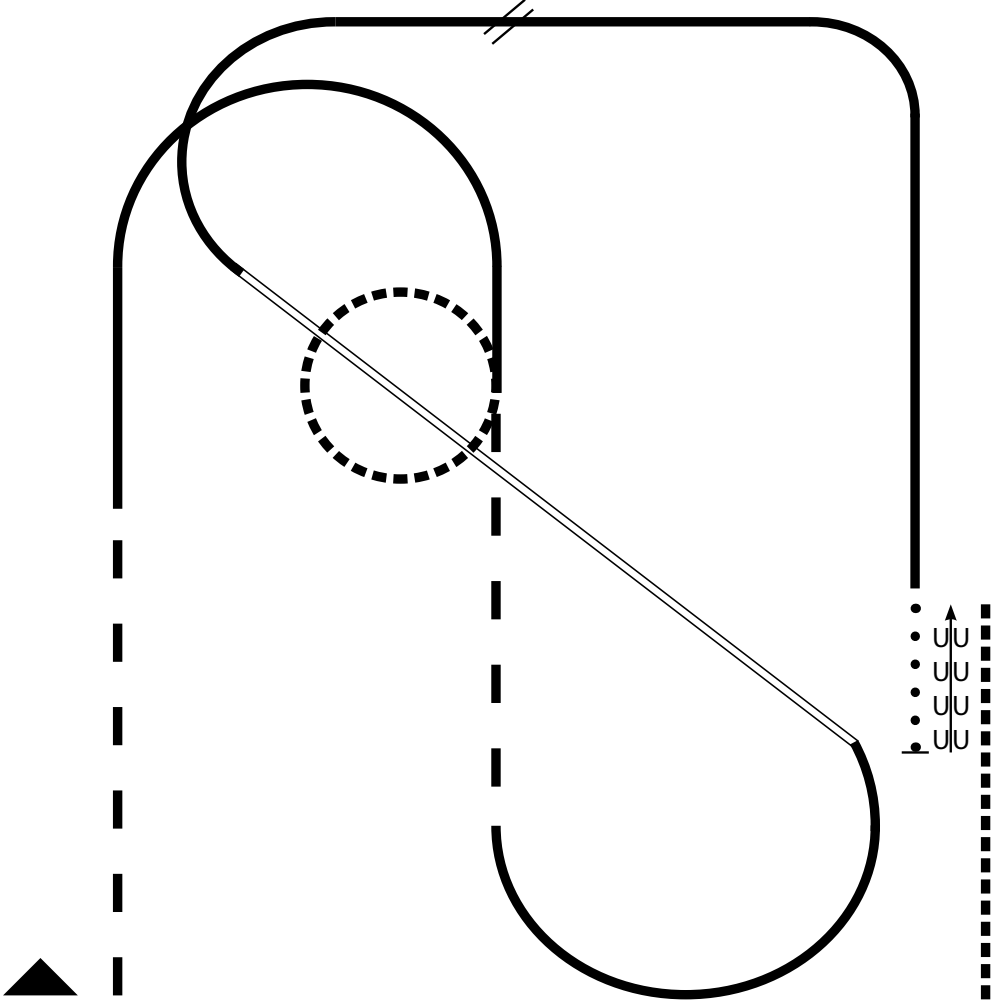
1. Trot left diagonal.
2. Canter right lead.
3. Sitting trot circle.
4. At close of circle trot right diagonal.
5. Canter left lead.
6. At center stop and back.
7. Walk 2 horse lengths.
8. Trot right diagonal to exit.

.....	Walk
-----	Sitting Trot
- - - -	Trot
.....	Two Point
————	Canter
====	Hand Gallop
//	Change Diagonal
← 3 3 3 3	Back
▲	Cone



HUNT SEAT EQUITATION

Amateur, Youth 18 & Under



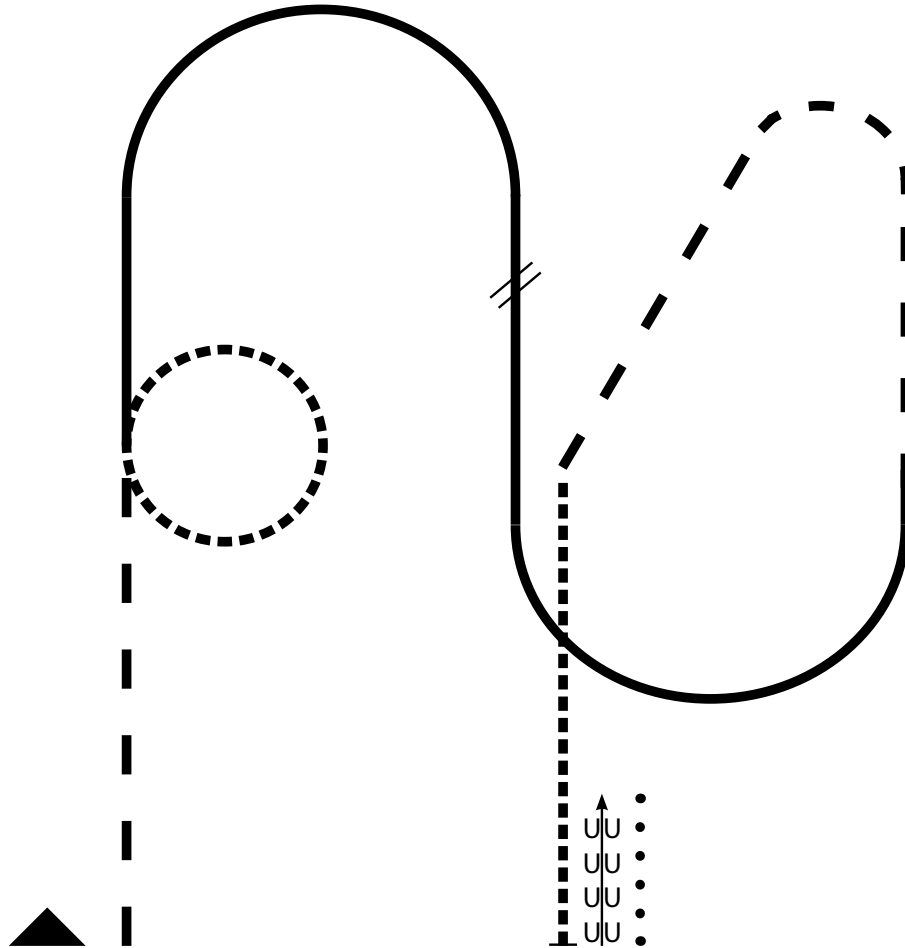
1. Trot left diagonal to center.
2. Canter right lead.
3. Sitting trot circle.
4. At close of circle trot right diagonal.
5. Canter left lead.
6. Hand gallop left lead across diagonal.
7. Collect and counter canter soft corner.
8. Change leads at center and canter right lead.
9. Walk 2 horse lengths, stop, back, exit at sitting trot.

.....	Walk
-----	Sitting Trot
- - - -	Trot
.....	Two Point
————	Canter
=====	Hand Gallop
//	Change Lead
←←←←	Back
▲	Cone



HUNT SEAT EQUITATION

Youth SPB, Amateur SPB, Bareback, Gold Non-Pro 5-Year-Old & Under Breeders' Futurity



1. Trot left diagonal.
2. Sitting trot 10 meter circle.
3. Canter right lead.
4. Simple lead change thru the walk.
5. Canter left lead.
6. At center, trot right diagonal.
7. Sitting trot down the center line.
8. Stop, back, exit at a walk.

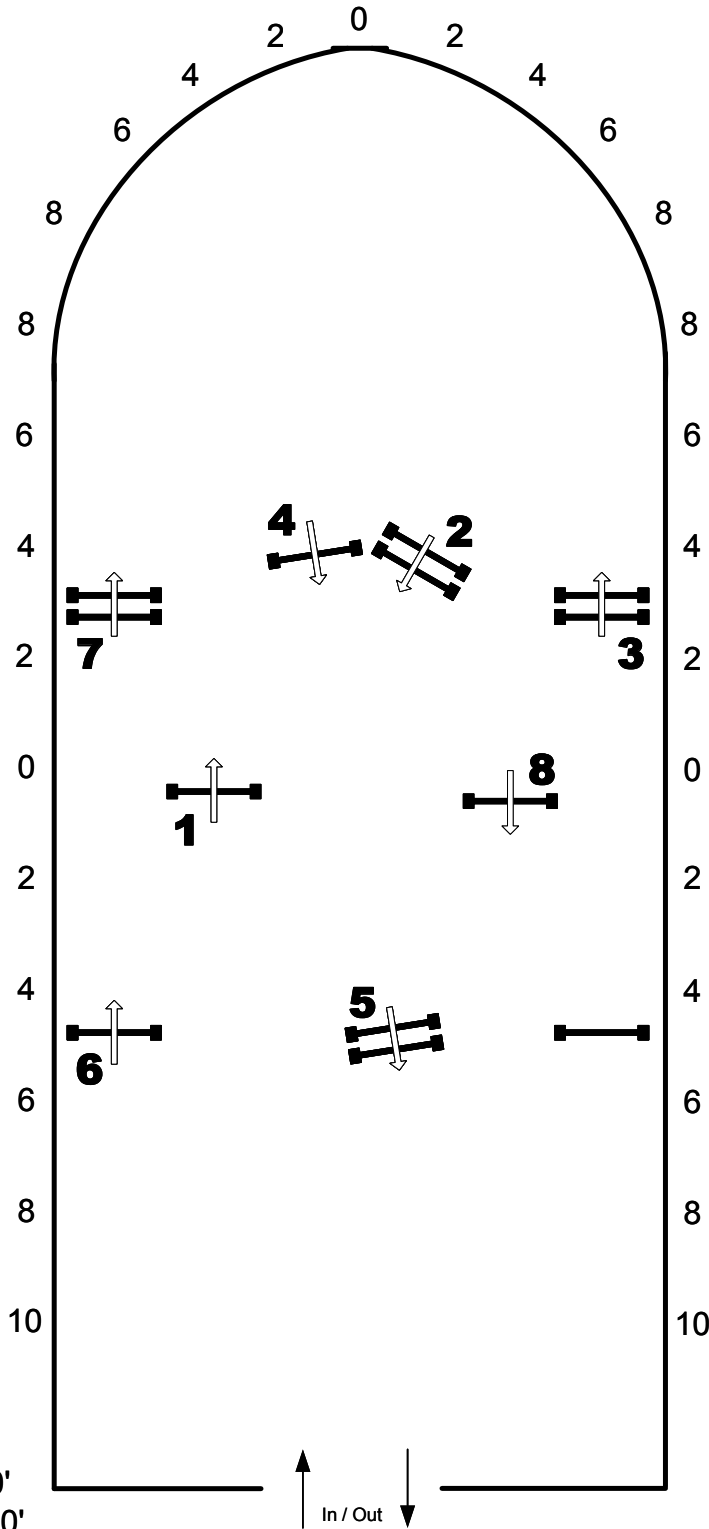
.....	Walk
-----	Sitting Trot
- - - -	Trot
.....	Two Point
————	Canter
====	Hand Gallop
////	Change Diagonal
← 3 3 3 3	Back
▲	Cone



HUNT SEAT EQUITATION OVER FENCES

Youth, Amateur

John Justin Arena



Fences 1-8

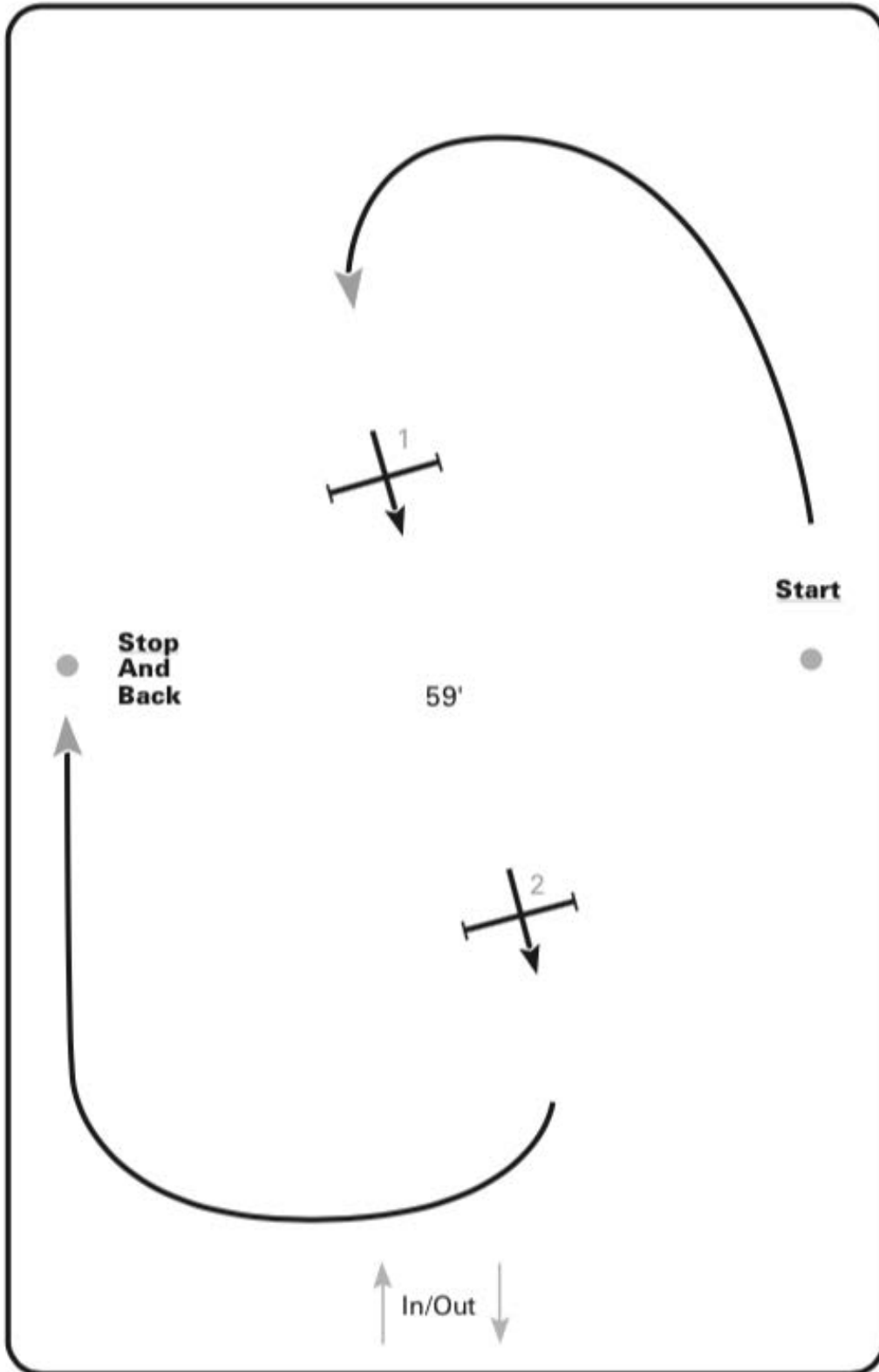
1" = 30'
110'x260'





HUNTER HACK

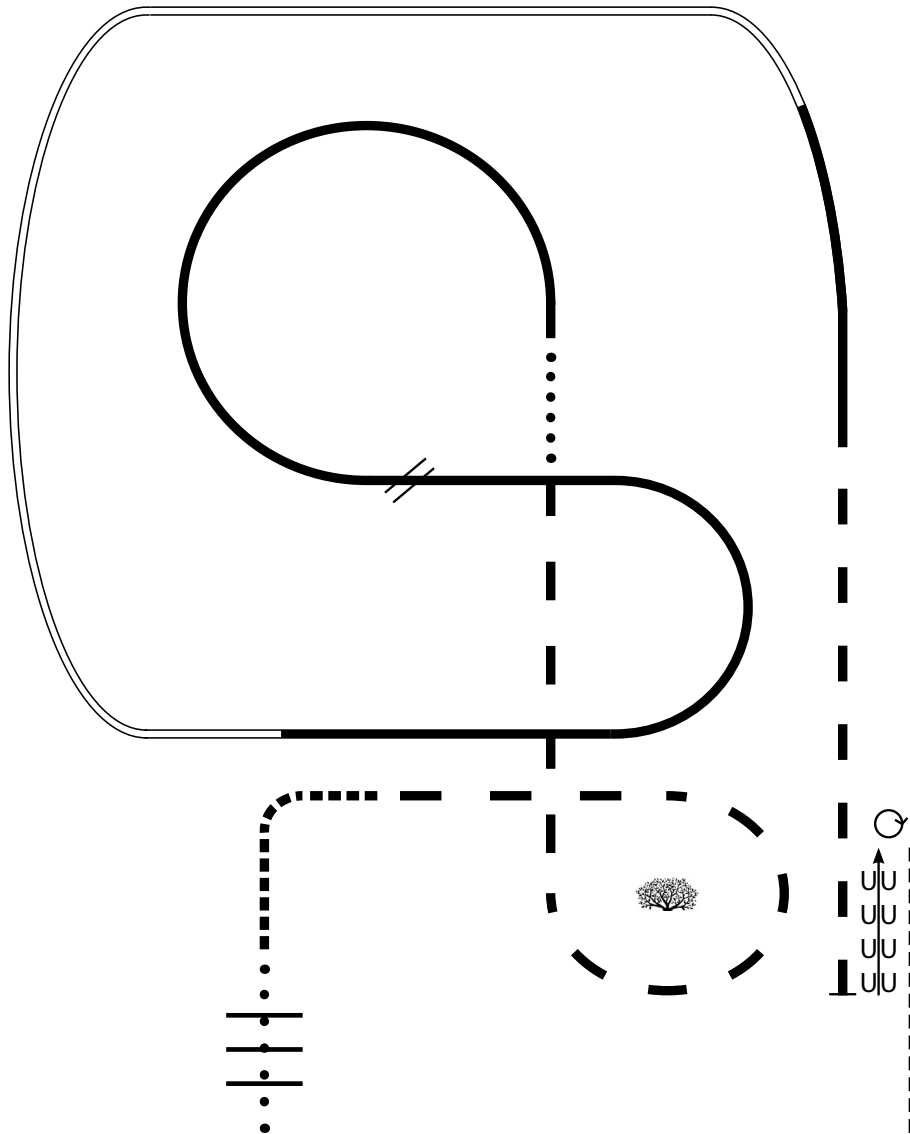
All Classes





RANCH RIDING

Youth/Youth Solid Paint-Bred/RHTCC/IRHA,
Novice Amateur, Green, Youth World Games



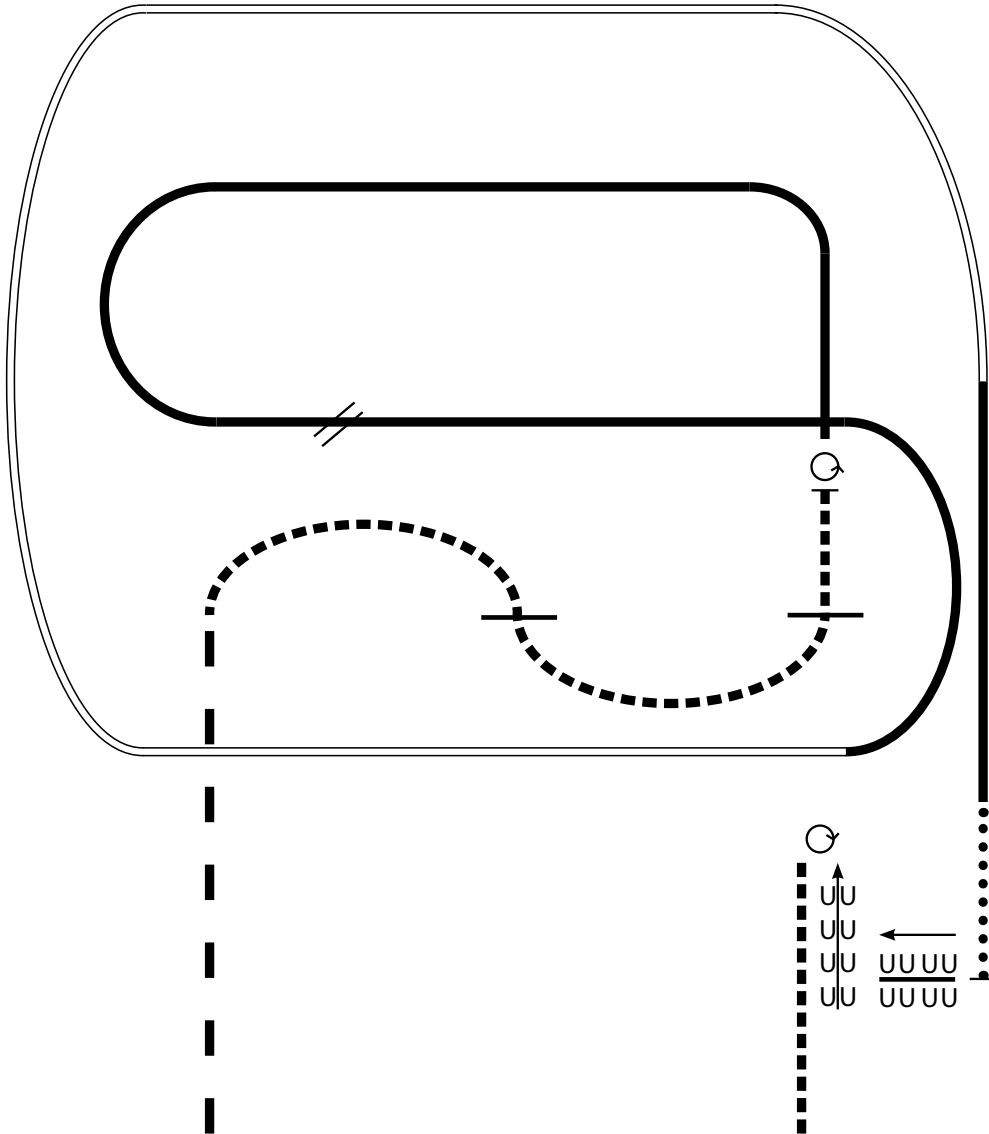
1. Walk over three poles.
2. Trot, extended trot circle and up arena.
3. Extended walk.
4. Lope left lead, change lead.
5. Lope right lead, extended lope, collect lope.
6. Extended trot.
7. Stop and back.
8. 360° turn right, trot to exit.

.....	Extended Walk
.....	Walk
.....	Trot
- - - -	Extended Trot
————	Lope
=====	Extended Lope
//	Change Lead
← 3 3 3 3	Back



RANCH RIDING

Amateur/Amateur Solid Paint-Bred/RHTCC/IRHA



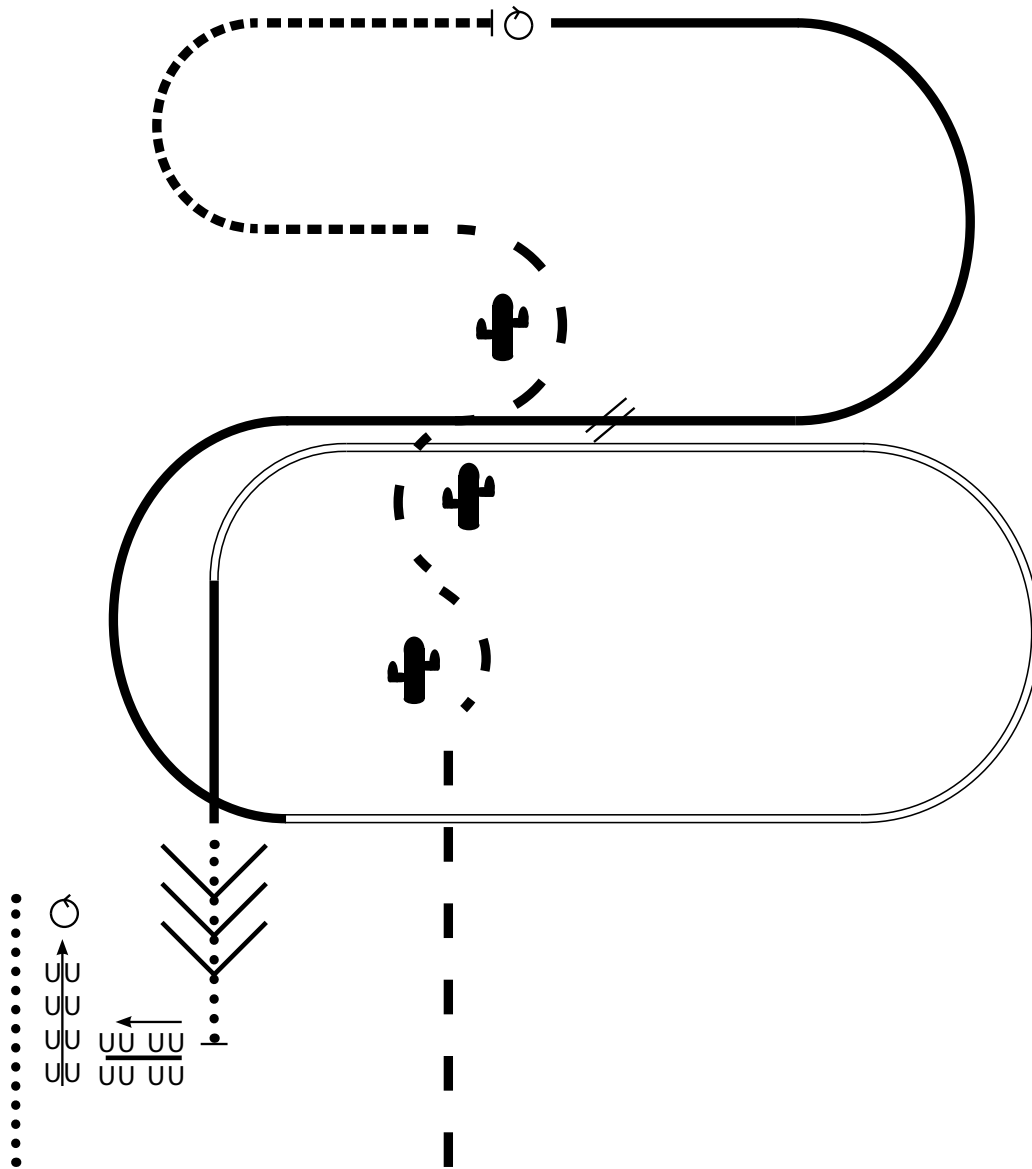
1. Extended trot to center.
2. Collect trot, serpentine over logs.
3. Stop. 360° turn left.
4. Lope left lead, change lead.
5. Lope right lead.
6. Extended lope right lead. Collect lope.
7. Extended walk.
8. Sidepass right over log.
9. Back.
10. 360° turn right. Trot to exit.

.....	Extended Walk
.....	Walk
-----	Trot
- - - -	Extended Trot
————	Lope
=====	Extended Lope
//	Change Lead
← 3 3 3 3	Back



RANCH RIDING

4- & 5-Year-Old Sweepstakes



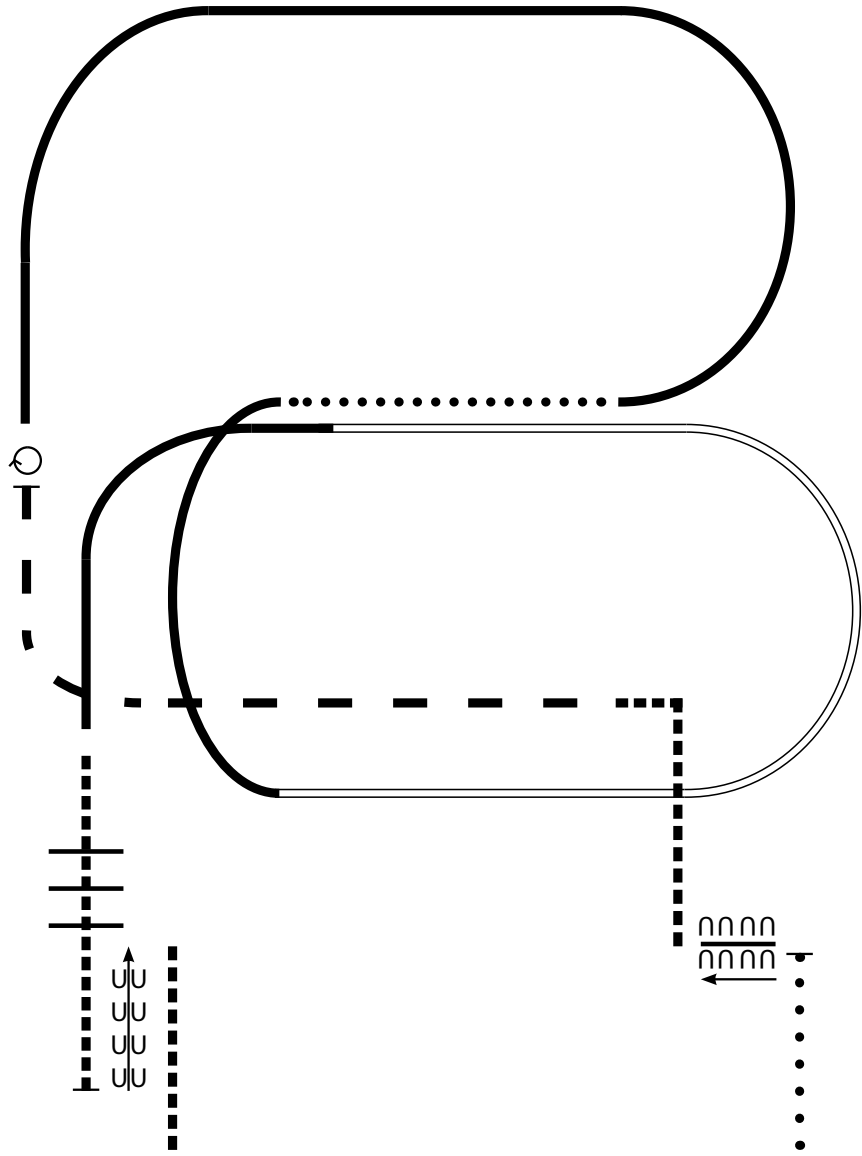
1. Extended trot serpentine cactus. Collect trot.
2. Stop. 360° turn right.
3. Lope right lead. Change leads.
4. Lope left lead.
5. Extended lope left lead. Collect lope.
6. Extended walk over poles.
7. Stop. Sidepass right.
8. Back. 360° turn left.
9. Extended walk to exit.

.....	Extended Walk
.....	Walk
.....	Trot
- - - - -	Extended Trot
—————	Lope
=====	Extended Lope
//	Change Lead
← 3 3 3 3	Back



RANCH RIDING

3-Year-Old Sweepstakes/IRHA Futurity, IRHA Non-Pro Futurity



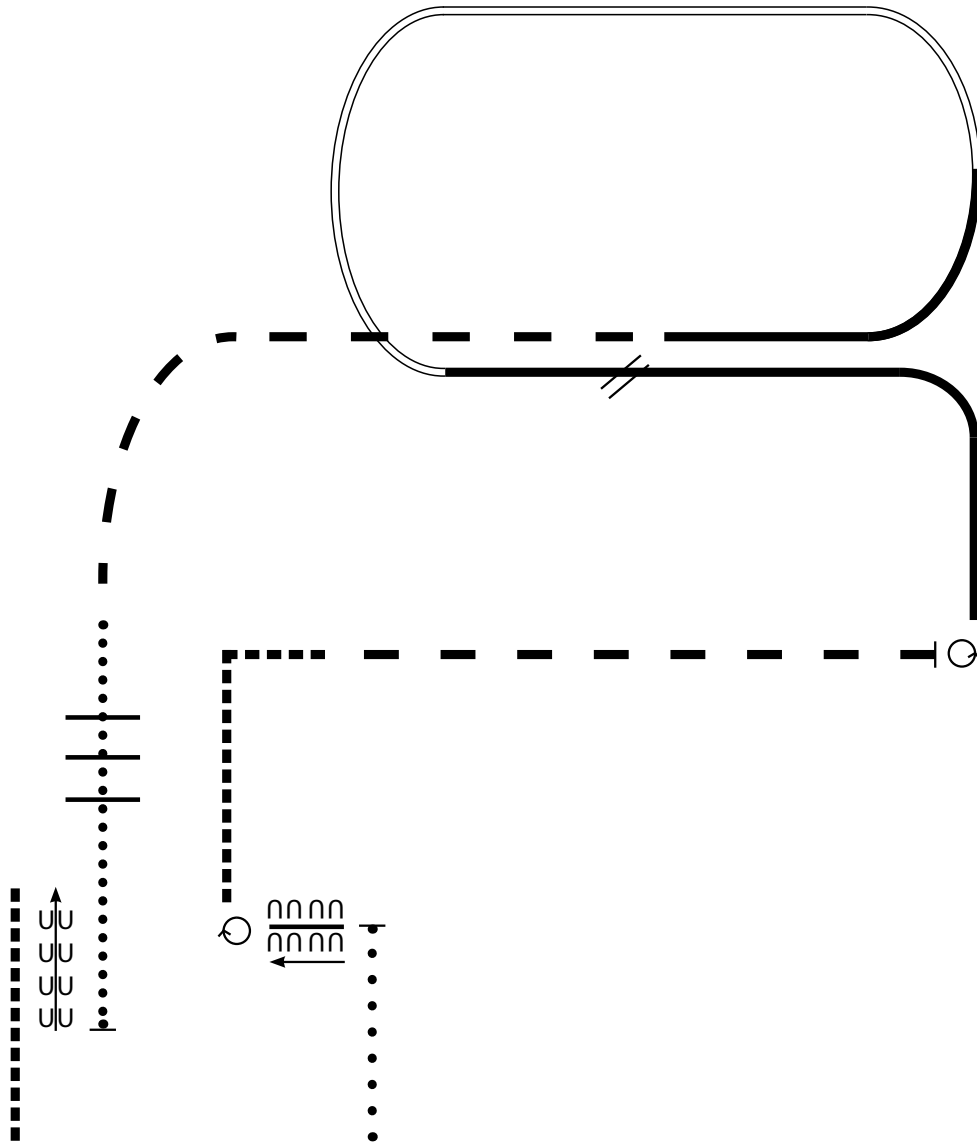
1. Walk.
2. Sidepass left.
3. Trot. Extended trot.
4. Stop. 360° turn right.
5. Lope right lead.
6. Extended walk.
7. Lope left lead. Extended lope left lead.
Collect lope.
8. Trot three poles.
9. Stop and back. Exit at trot.

.....	Extended Walk
.....	Walk
-----	Trot
-----	Extended Trot
=====	Lope
=====	Extended Lope
////	Change Lead
← ⊚ ⊚ ⊚ ⊚	Back




RANCH RIDING

Junior/Senior/Solid Paint-Bred/RHTCC/IRHA



1. Walk to log. Sidepass left.
2. 360° turn right.
3. Trot. Extended trot.
4. Stop. 450° turn left.
5. Lope left lead. Change lead.
6. Extended lope right lead. Collect lope.
7. Extended trot.
8. Extended walk over 3 poles.
9. Stop. Back a horse length.
10. Exit at trot.

.....	Extended Walk
.....	Walk
.....	Trot
-----	Extended Trot
————	Lope
=====	Extended Lope
//	Change Lead
← ← ← ←	Back



SPRINGHILL SUITES
Fort Worth Historic Stockyards

Schnel
The Arena



Ride the Pattern

WATCH live demonstrations critiqued by a World Show judge.

SEE & HEAR what they'll be watching for in pattern classes.

- **Showmanship**
- **Western Horsemanship**
- **Hunt-Seat Equitation**

FREE to all exhibitors!
No horses needed.

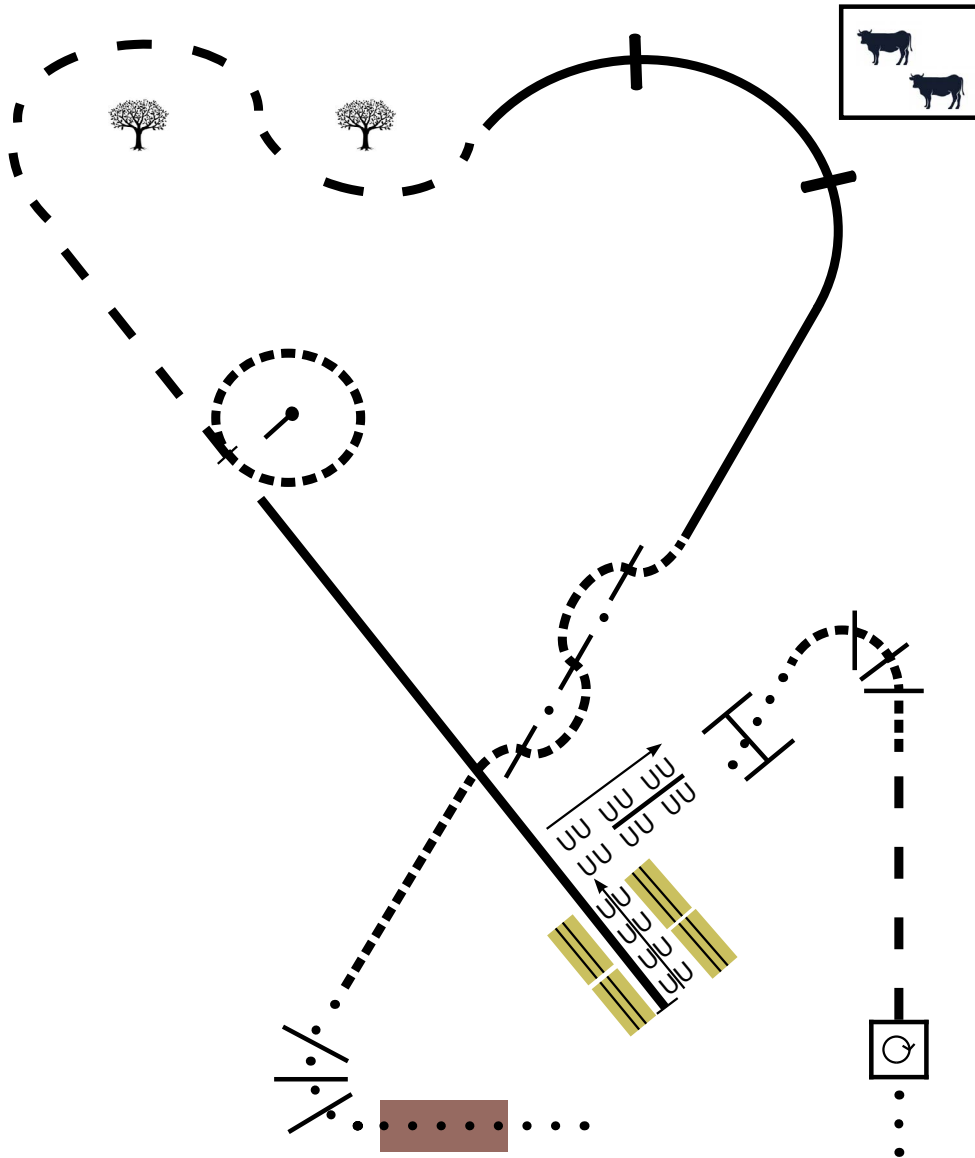
3-5 p.m.
Friday, June 21

John Justin Arena
Youth & Amateur Classes



RANCH TRAIL

Amateur, Amateur Solid Paint-Bred, RHTCC, IRHA



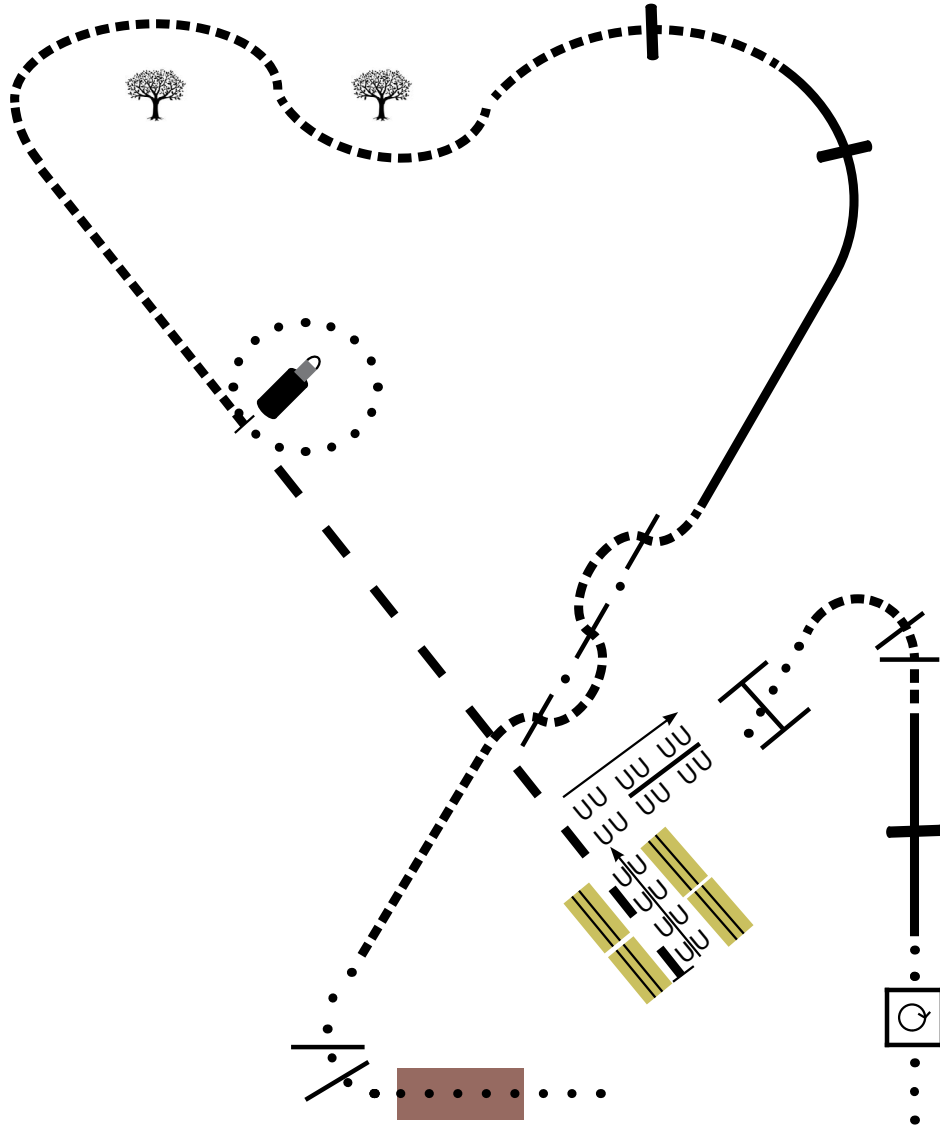
1. Walk bridge and over three poles.
2. Trot serpentine over poles.
3. Lope left lead two logs.
4. Extended trot through trees to drag.
5. Drag log circle to the left at walk or trot.
6. Lope right lead into haybale chute. Back out.
7. Sidepass pole left and left hand push gate.
8. Trot three poles.
9. Extended trot into box. 360° turn either way. Walk out.

.....	Extended Walk
.....	Walk
.....	Trot
- - - - -	Extended Trot
—————	Lope
=====	Extended Lope
////	Change Lead
←←←←←	Back



RANCH TRAIL

Green, Novice Amateur



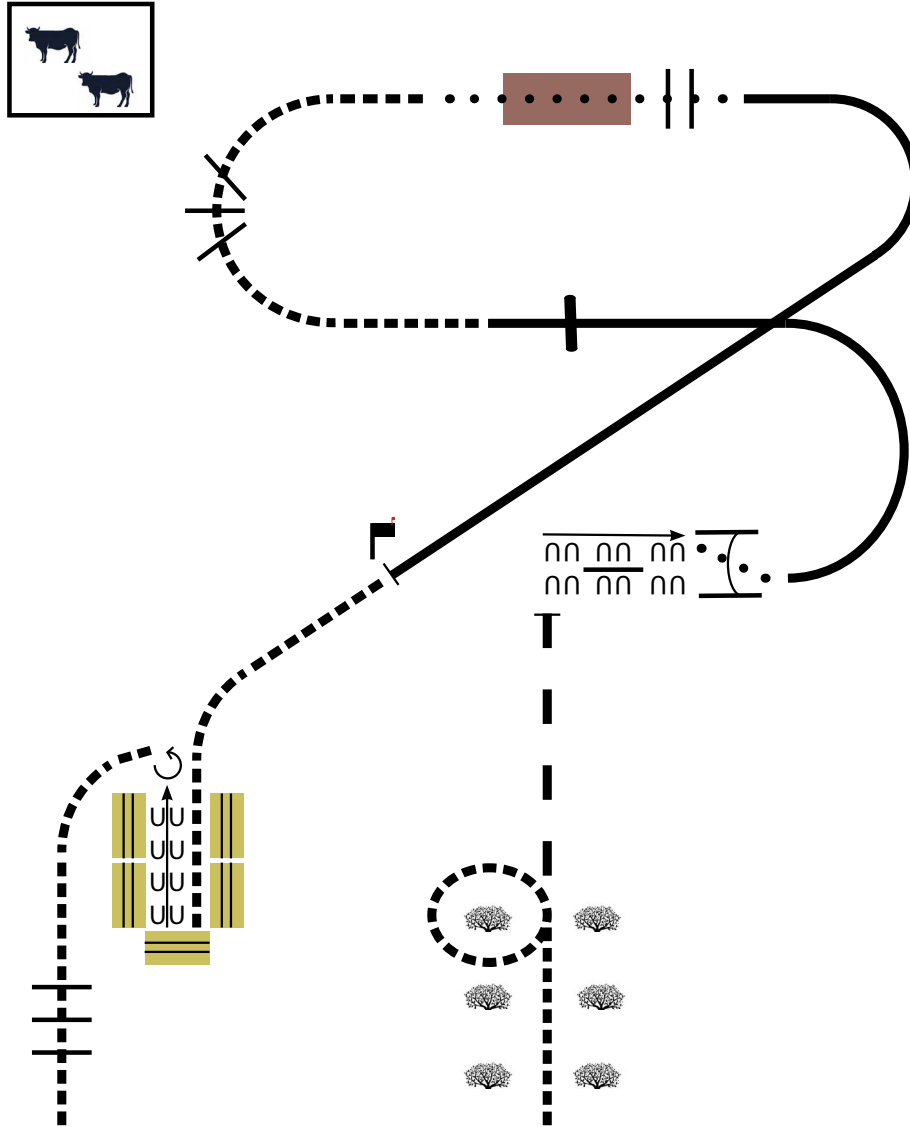
1. Walk bridge and over two poles.
2. Trot serpentine over poles.
3. Lope left lead over one log.
4. Trot over log and through trees to barrel.
5. Pick up bucket and trot circle around barrel.
Replace bucket.
6. Extended trot into haybale chute and back out.
7. Sidepass pole left and left hand push gate.
8. Trot two poles. Lope right lead over log.
9. Walk into box. 360° turn either direction.
Walk out.

.....	Extended Walk
.....	Walk
.....	Trot
- - -	Extended Trot
————	Lope
=====	Extended Lope
////	Change Lead
←←←←	Back



RANCH TRAIL

Youth, Youth Solid Paint-Bred, RHTCC, IRHA



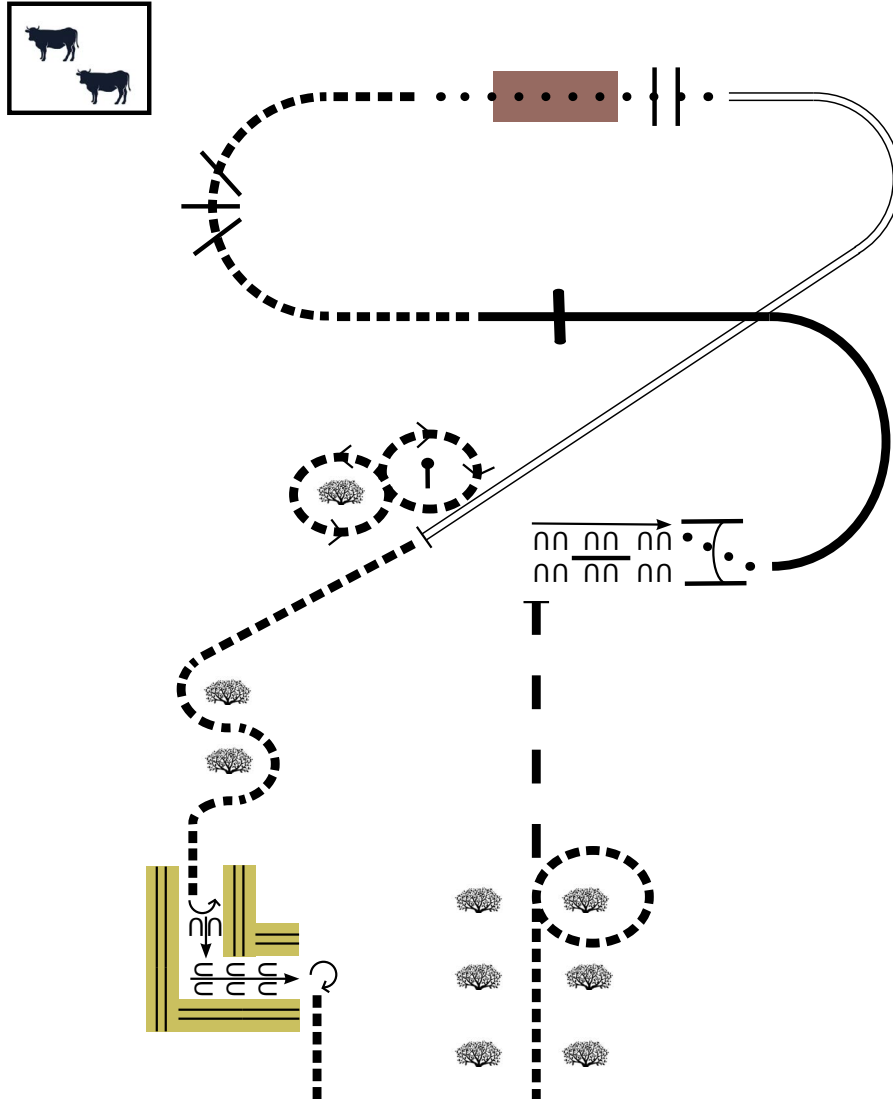
1. Trot through bushes and tight circle left.
2. Extended trot to log. Sidepass log right.
3. Right hand push gate.
4. Lope left lead over log.
5. Trot three poles.
6. Walk over bridge and two logs.
7. Lope right lead to mail box. Open and close.
8. Trot into haybale chute and back out.
9. 270° left. Trot three poles to exit.

.....	Extended Walk
.....	Walk
.....	Trot
- - -	Extended Trot
————	Lope
=====	Extended Lope
↗	Change Lead
← ≡ ≡ ≡	Back



RANCH TRAIL

Junior, Senior, SPB, RHTCC, IRHA



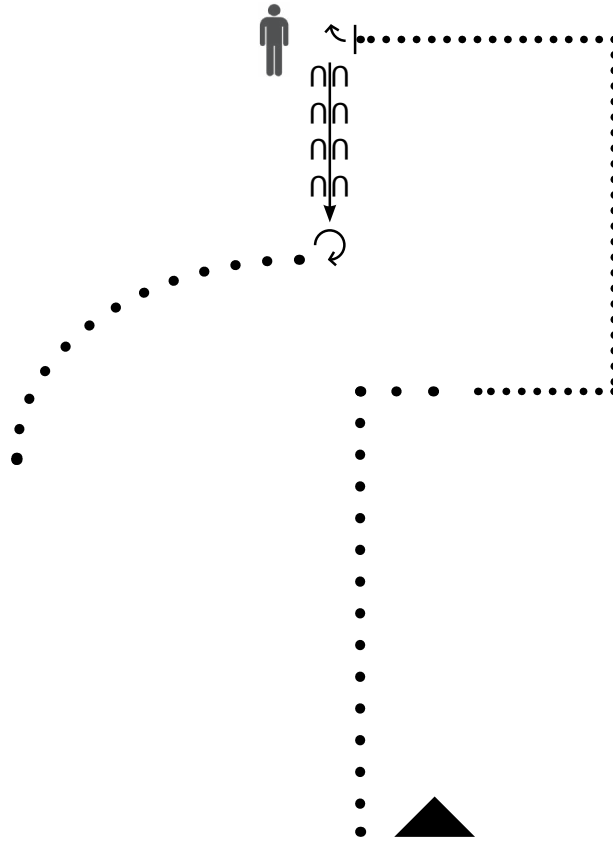
1. Trot through bushes and tight circle right.
2. Extended trot. Stop. Sidepass pole right. Right hand push gate.
3. Lope left lead over log.
4. Trot three poles.
5. Walk over bridge and two poles.
6. Extended lope right lead to drag.
7. Drag figure 8 at walk or trot starting to the left.
8. Trot through bushes into haybale chute. 180° turn either direction. Back corner and out.
9. 270° turn right and trot out.

.....	Extended Walk
.....	Walk
-----	Trot
- - - -	Extended Trot
————	Lope
=====	Extended Lope
↖ ↗	Change Lead
← ↵ ↵ ↵ ↵	Back



SHOWMANSHIP

Amateur Walk-Trot (Walk Only)



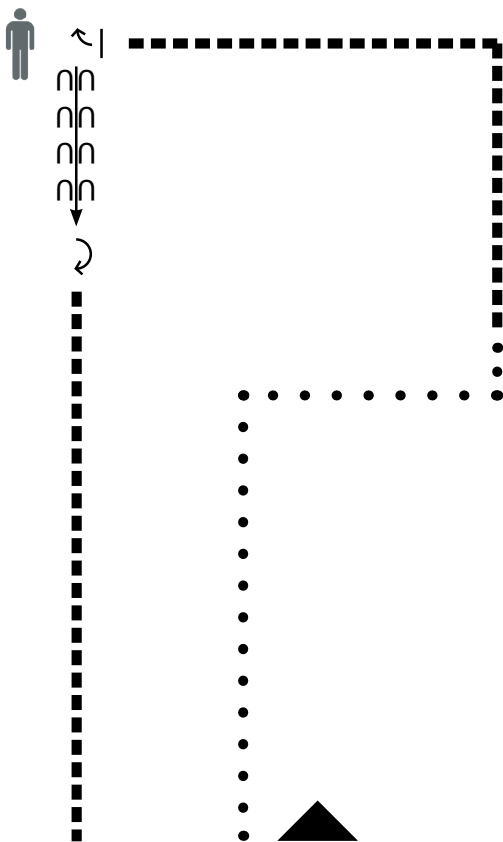
1. Walk square corner right.
2. Extended walk square corner left.
3. Extended walk to judge, stop.
4. Setup.
5. Inspection.
6. 90° turn.
7. Back.
8. 270° turn, walk to exit.

.....	Walk
.....	Extended Walk
-----	Trot
←→→→→	Back
	Judge
	Cone

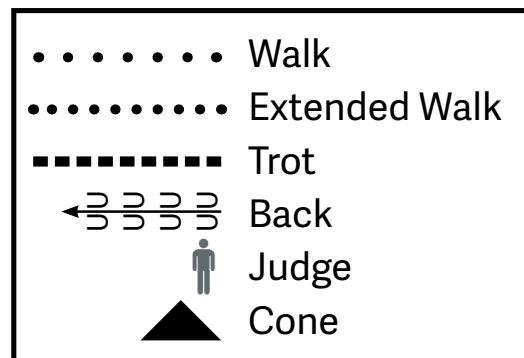


SHOWMANSHIP

Youth Walk-Trot, Youth Yearling Futurity



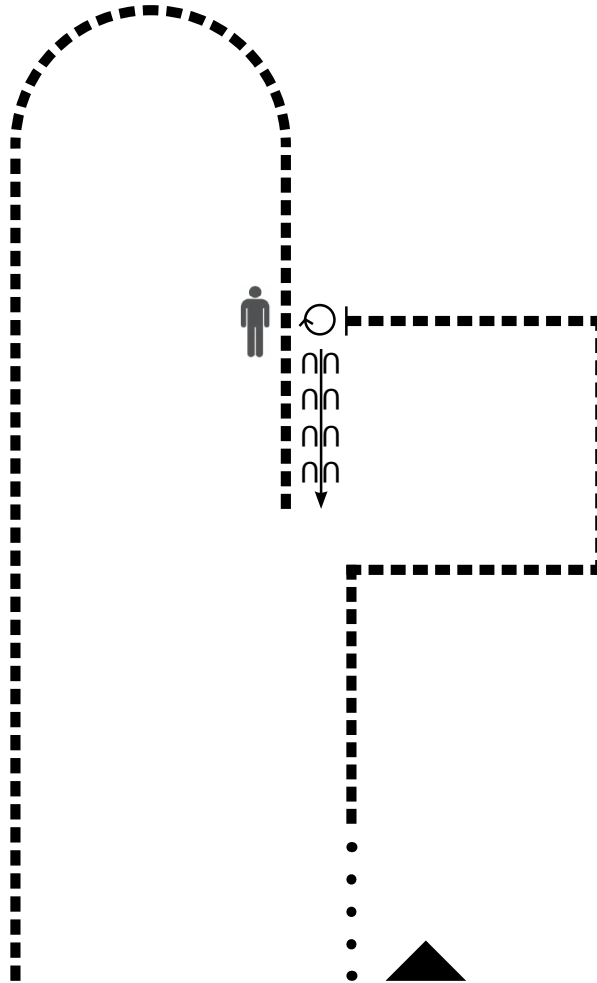
1. Walk square corner right.
2. Walk square corner left.
3. Trot to judge, stop.
4. Setup.
5. Inspection.
6. 90° turn.
7. Back.
8. 180° turn, trot to exit.



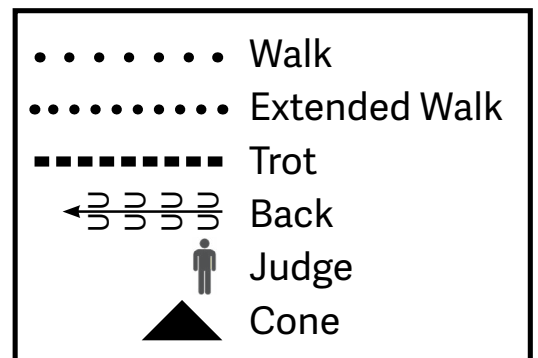


SHOWMANSHIP

Novice Youth, Novice Amateur, Youth 13 & Under,
Amateur SPB, Youth SPB, Youth World Games



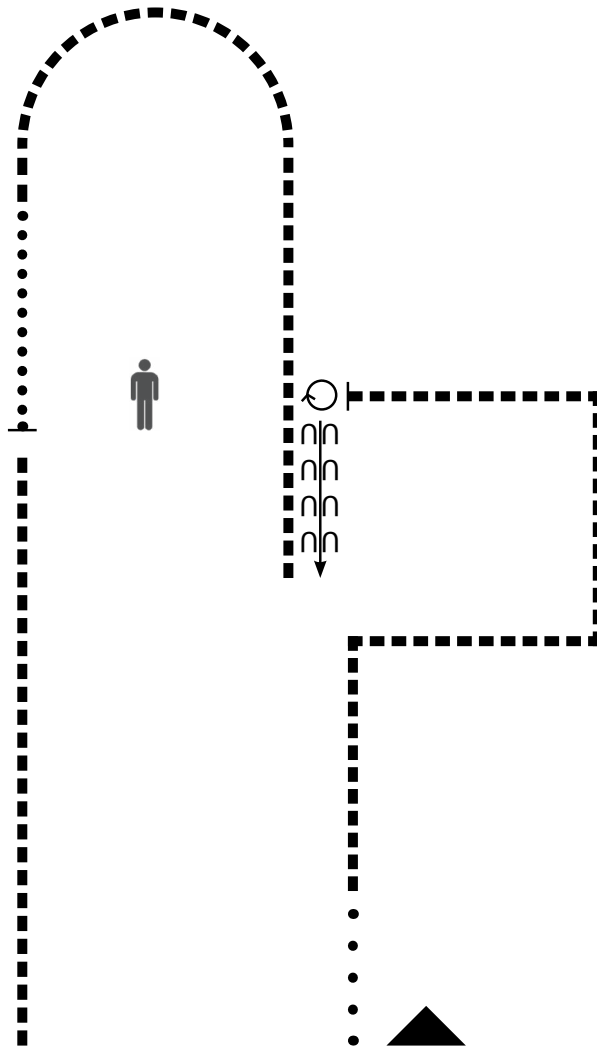
1. Walk then trot square corner right.
2. Trot 2 square corners left, stop.
3. Perform 450° turn.
4. Setup.
5. Inspection.
6. Back.
7. Trot to exit.





SHOWMANSHIP

Masters Amateur, Gold Non-Pro 5-Year-Old & Under
Breeders' Futurity

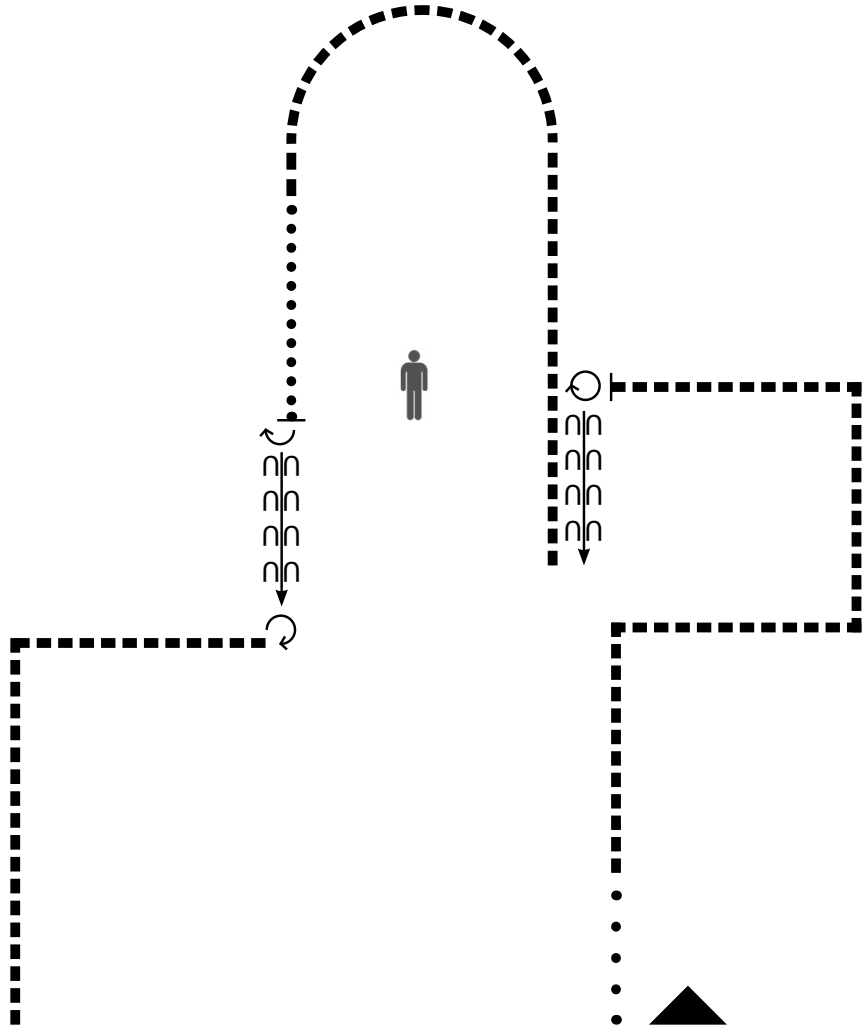


1. Walk then trot square corner right.
2. Trot 2 square corners left, stop.
3. Perform 450° turn and back.
4. Trot loop around judge.
5. Break to extended walk and stop with hip at judge.
6. Setup.
7. Inspection.
8. Trot to exit.

.....	Walk
.....	Extended Walk
-----	Trot
← 3 3 3 3	Back
	Judge
▲	Cone



SHOWMANSHIP
Youth 18 & Under, Amateur



1. Walk then trot square corner.
2. Trot 2 square corners left, stop.
3. Perform 450° turn and back.
4. Trot loop around judge.
5. Break to extended walk and stop with hip at judge.
6. Setup.
7. Inspection.
8. Perform 180° turn and back.
9. Perform a 270° turn and trot to exit.

.....	Walk
.....	Extended Walk
-----	Trot
← 3 3 3 3	Back
	Judge
	Cone

Join us in celebrating our nation's heroes with a

Parade of Heroes and Exhibitor's lunch.



July 4, 2024
11:30 a.m.

John Justin Arena & Concourse

Honor Our Heroes

- Carry a flag in the parade
- Watch the parade
- Celebrate our veterans
- Complimentary lunch for all attendees



Immediately following the parade, veterans will compete in the Heroes on Horses Walk-Jog Western Pleasure competition. Stay and show your support!

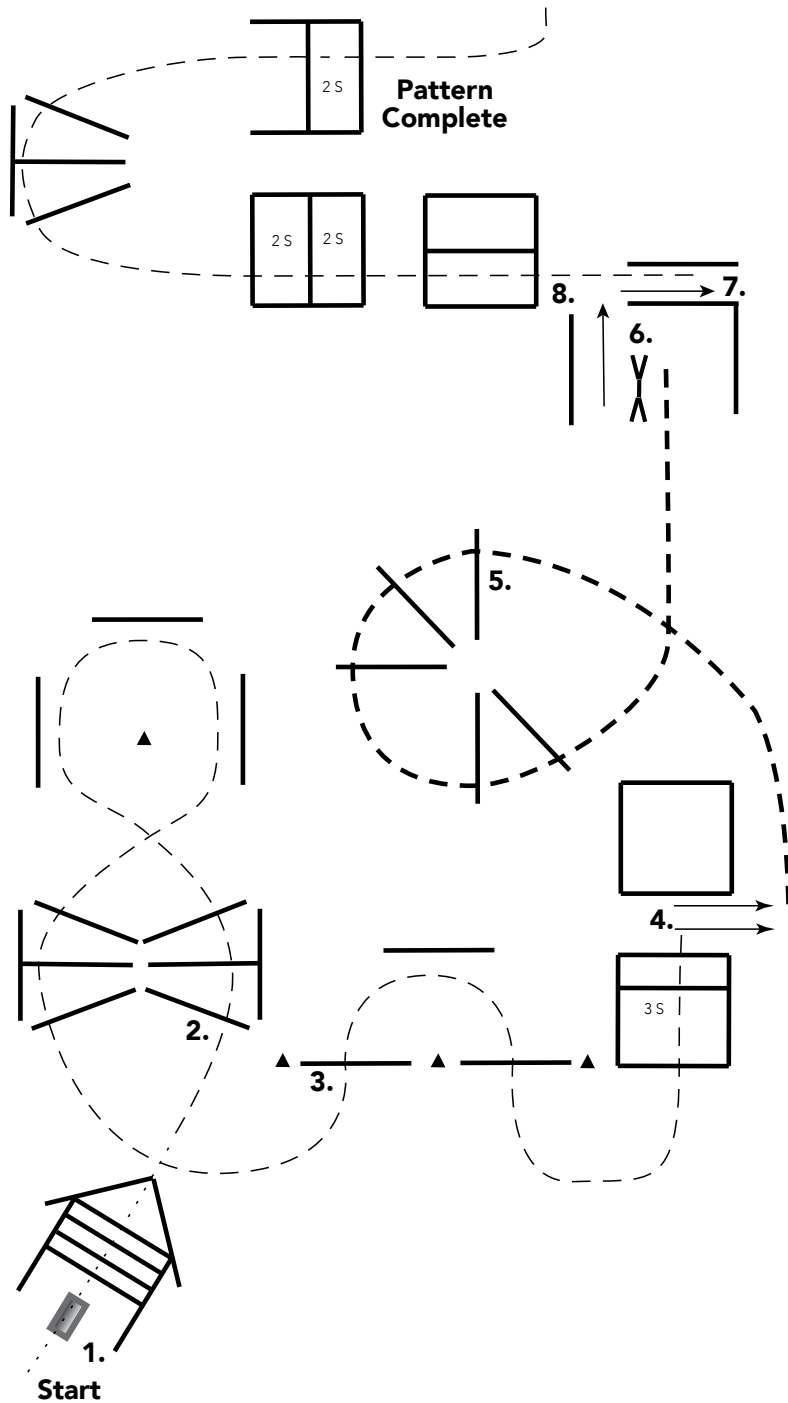
Heroes on Horses Walk-Jog Western Pleasure





TRAIL

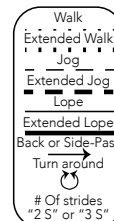
Gold Yearling In-Hand Breeders' Futurity, Gold 2-Year-Old In-Hand Breeders' Futurity



1. Walk over bridge & poles
2. Jog over poles, around cone & over poles
3. Jog serpentine over poles
4. Stop side pass right out of chute

5. Extended jog over poles
6. Stop & work gate with left hand, close gate
7. Back "L" into chute
8. Jog over poles

Pattern Complete

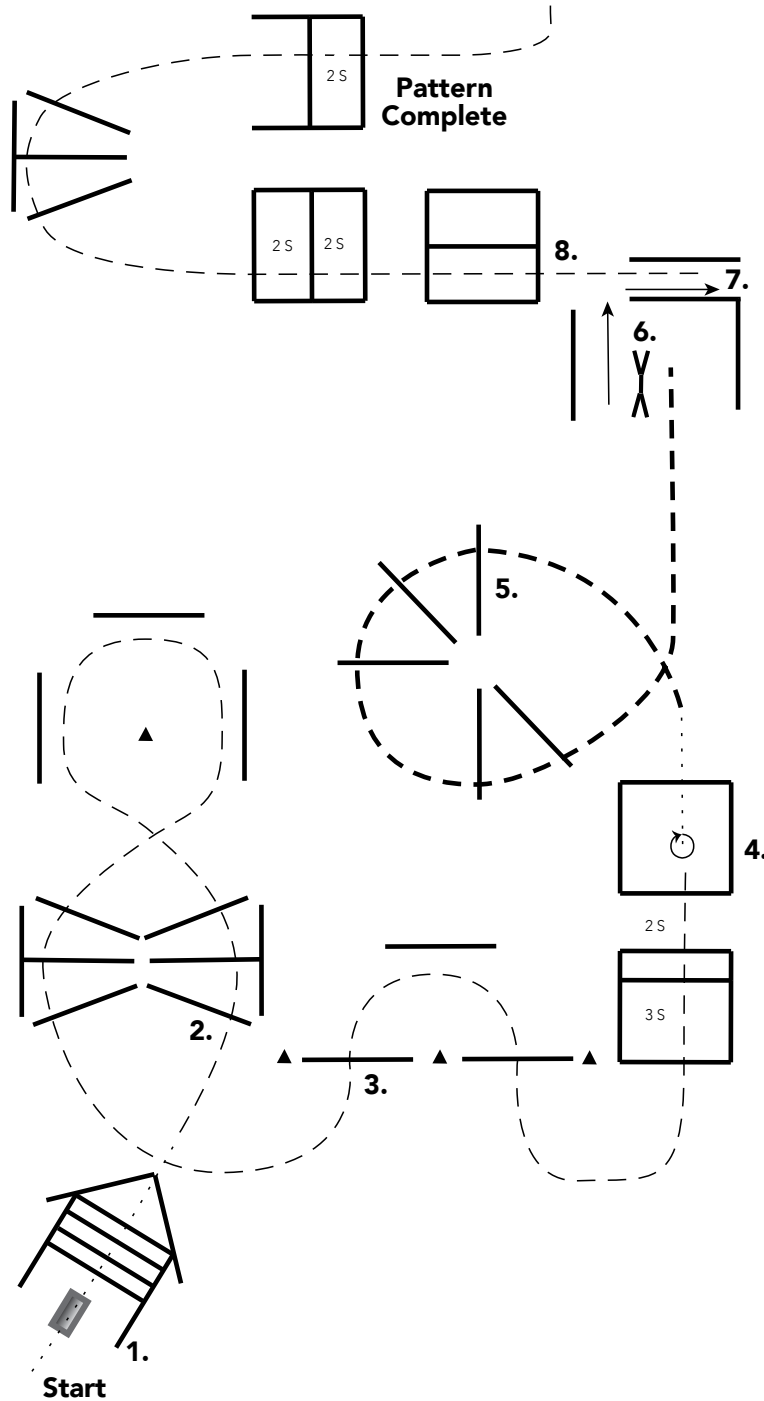


ROBERT DEHN
EQUINE PRODUCTIONS
COPYRIGHT 2024



TRAIL

Yearling In-Hand, Solid Paint-Bred Yearling In-Hand,
2-Year-Old In-Hand



1. Walk over bridge & poles
 2. Jog over poles, around cone & over poles
 3. Jog serpentine over poles
 4. Stop turn 360° right, walk out
 5. Extended jog over poles
 6. Stop & work gate with left hand, close gate
 7. Back "L" into chute
 8. Jog over poles
- Pattern Complete**

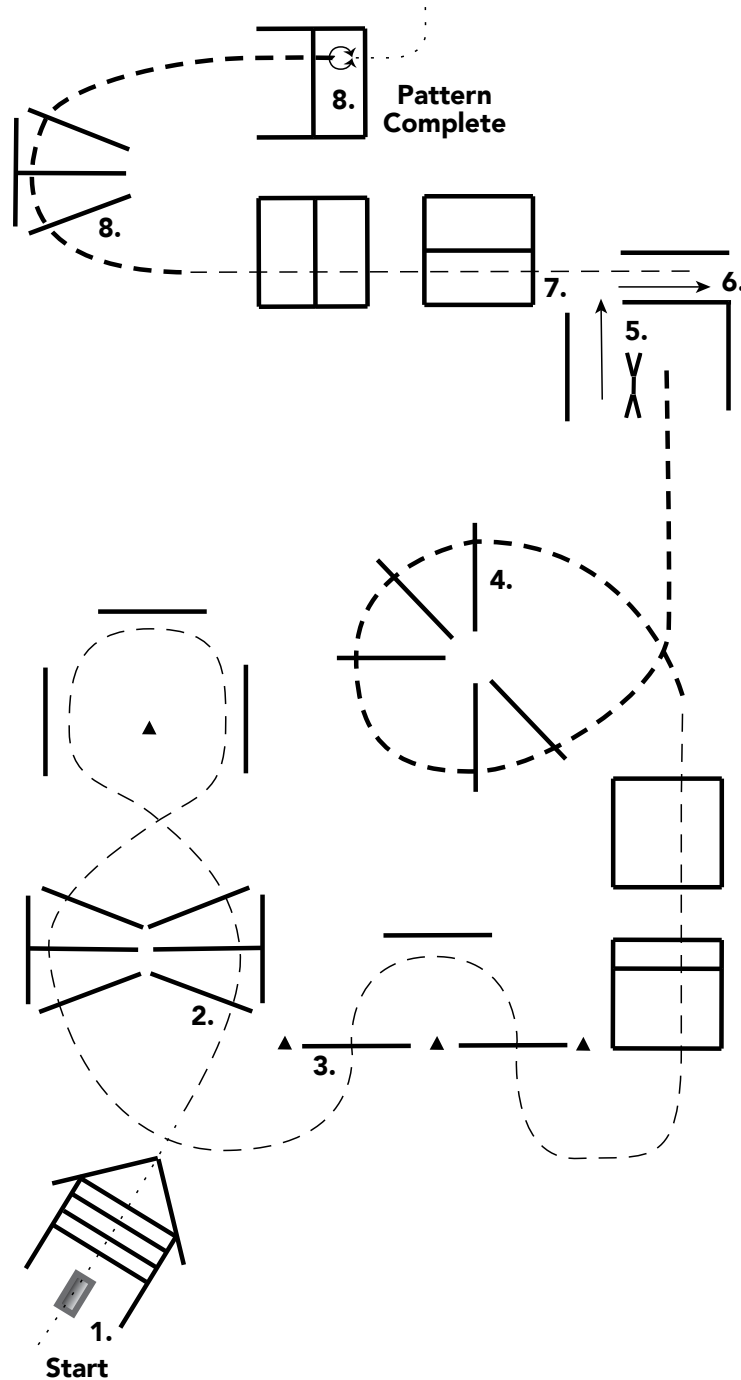
Walk
Extended Walk
Jog
Extended Jog
Lope
Extended Lope
Back or Side-Pass
Turn around
Of strides "2 S" or "3 S"

ROBERT DEHN
EQUINE PRODUCTIONS
COPYRIGHT 2024

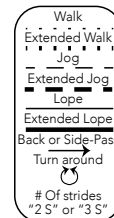


TRAIL

Amateur Walk-Trot



1. Walk over bridge & poles
 2. Jog over poles, around cone & over poles
 3. Jog serpentine over poles
 4. Extended jog over poles
 5. Stop & work gate with left hand, close gate
 6. Back "L" into chute
 7. Jog over poles
 8. Extended jog over poles
 9. Stop, 360° turn either way, walk out
- Pattern Complete**

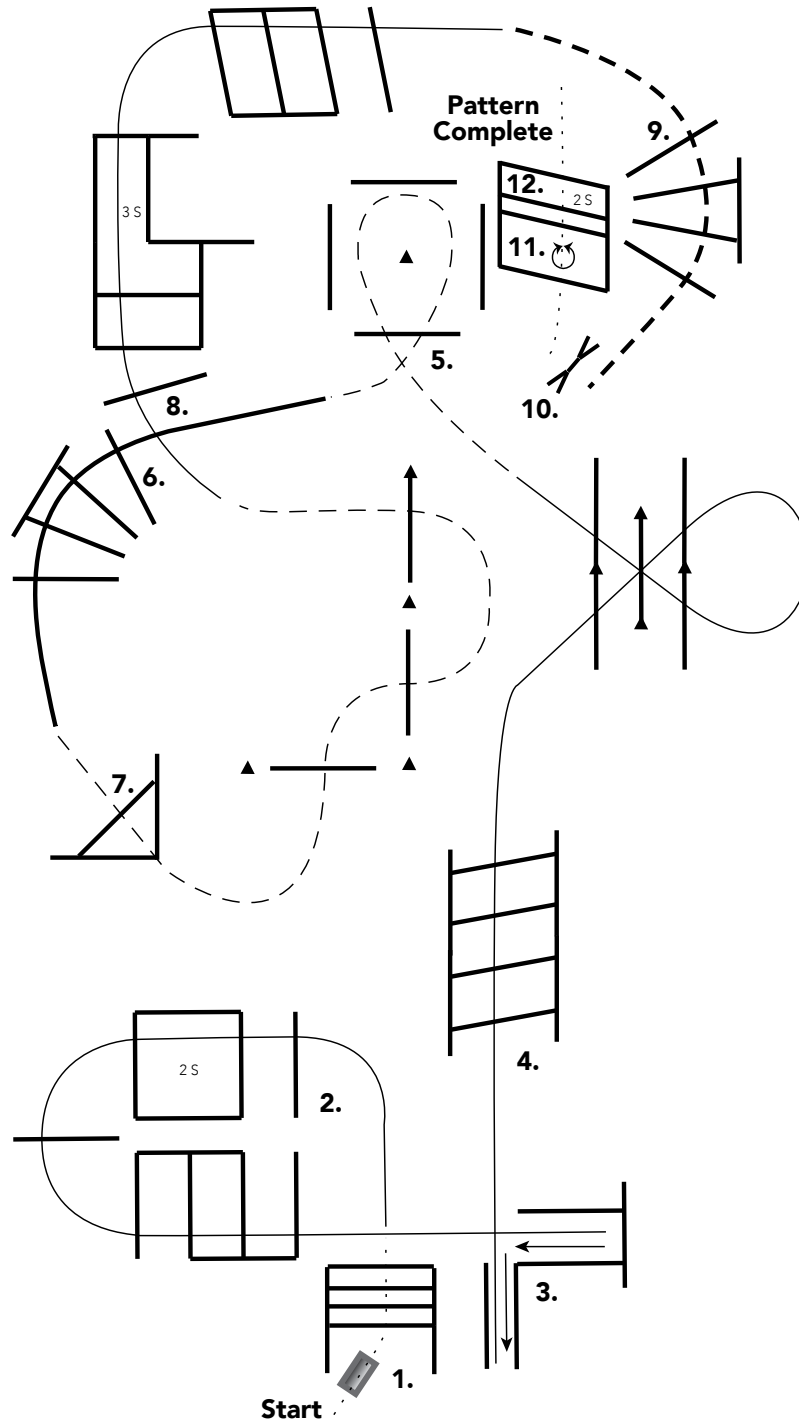


ROBERT DEHN
EQUINE PRODUCTIONS
COPYRIGHT 2024



TRAIL

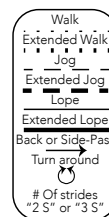
Youth 18 & Under



1. Walk over bridge & poles
2. Lope left lead over poles
3. Stop & back "L"
4. Lope right lead over poles
5. Jog in box and around cone & out of box
6. Extended lope left lead over poles
7. Jog serpentine over poles
8. Lope right lead over poles
9. Extended jog over poles
10. Stop & work gate with right hand, close gate
11. Walk over pole, 360° turn either way
12. Walk over poles

Pattern Complete

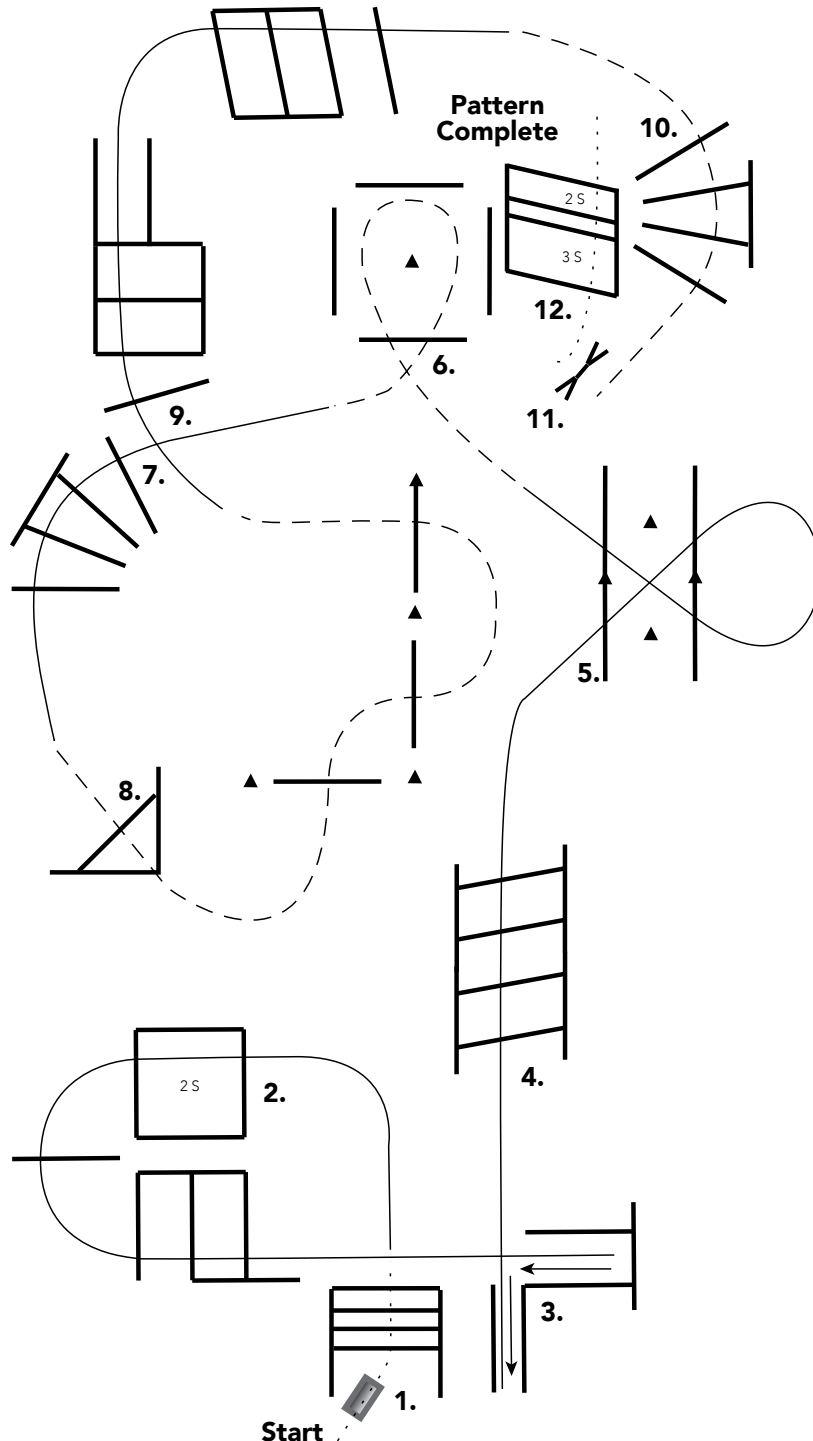
ROBERT DEHN
EQUINE PRODUCTIONS
COPYRIGHT 2024



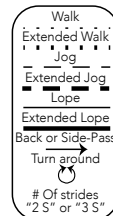


TRAIL

Youth 13 & Under



- Start**
1. Walk over bridge & poles
 2. Lope left lead over poles
 3. Stop & back "L"
 4. Lope right lead over poles
 5. Lope right lead over poles
 6. Jog in box and around cone & out of box
 7. Lope left lead over poles
 8. Jog serpentine over poles
 9. Lope right lead over poles
 10. Jog over poles
 11. Stop & work gate with right hand, close gate
 12. Walk over poles to finish
- Pattern Complete**

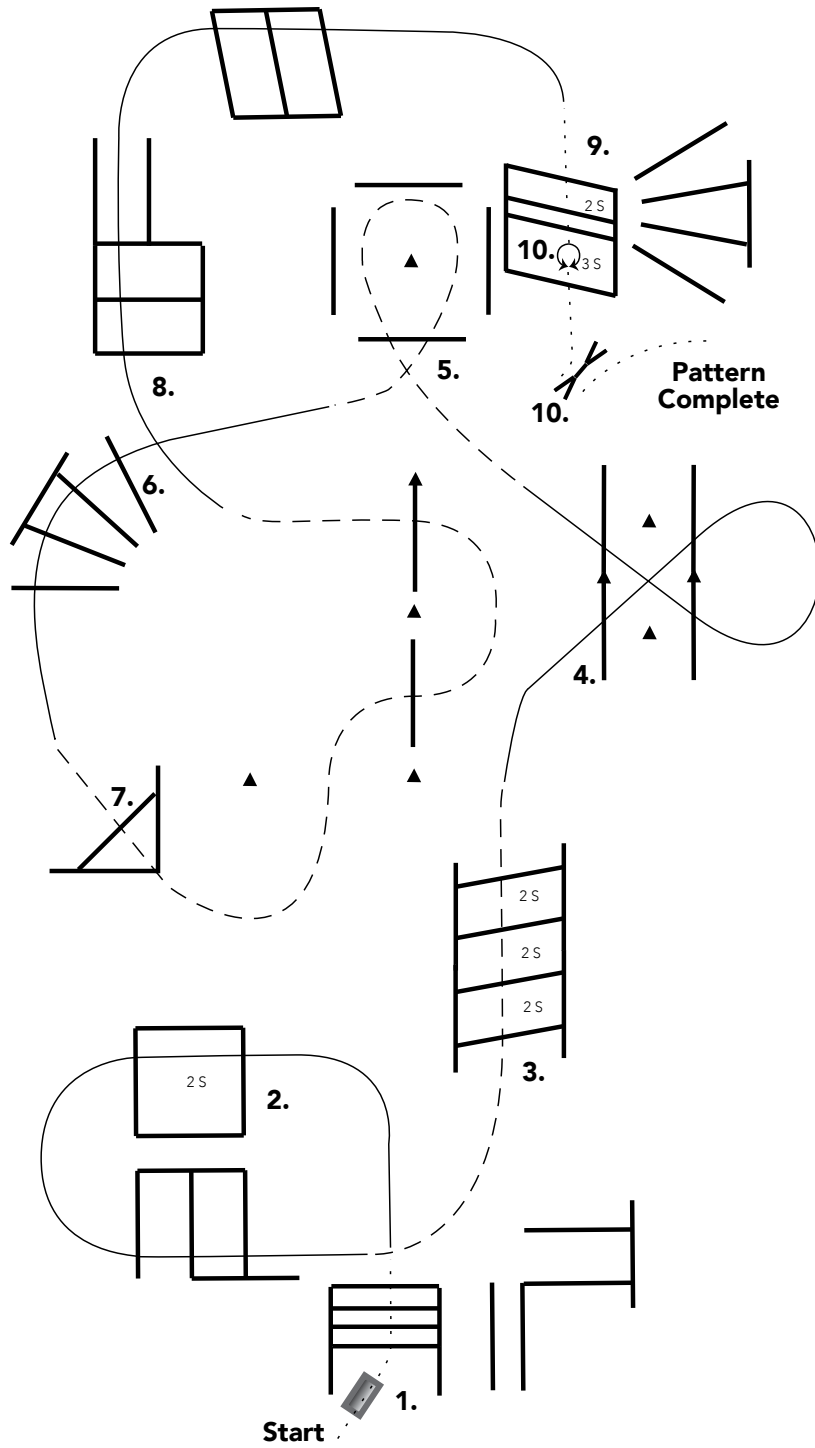


ROBERT DEHN
EQUINE PRODUCTIONS
COPYRIGHT 2024



TRAIL

Novice Youth



- Start**
1. Walk over bridge & poles
 2. Lope left lead over poles
 3. Jog over poles
 4. Lope right lead over poles
 5. Jog in box and around cone & out of box
 6. Lope left lead over poles
 7. Jog serpentine over poles
 8. Lope right lead over poles
 9. Walk over poles to box (stop to walk transition allowed)
 10. 360° turn either way, walk out to gate
 11. Work gate with left hand, close gate
- Pattern Complete**

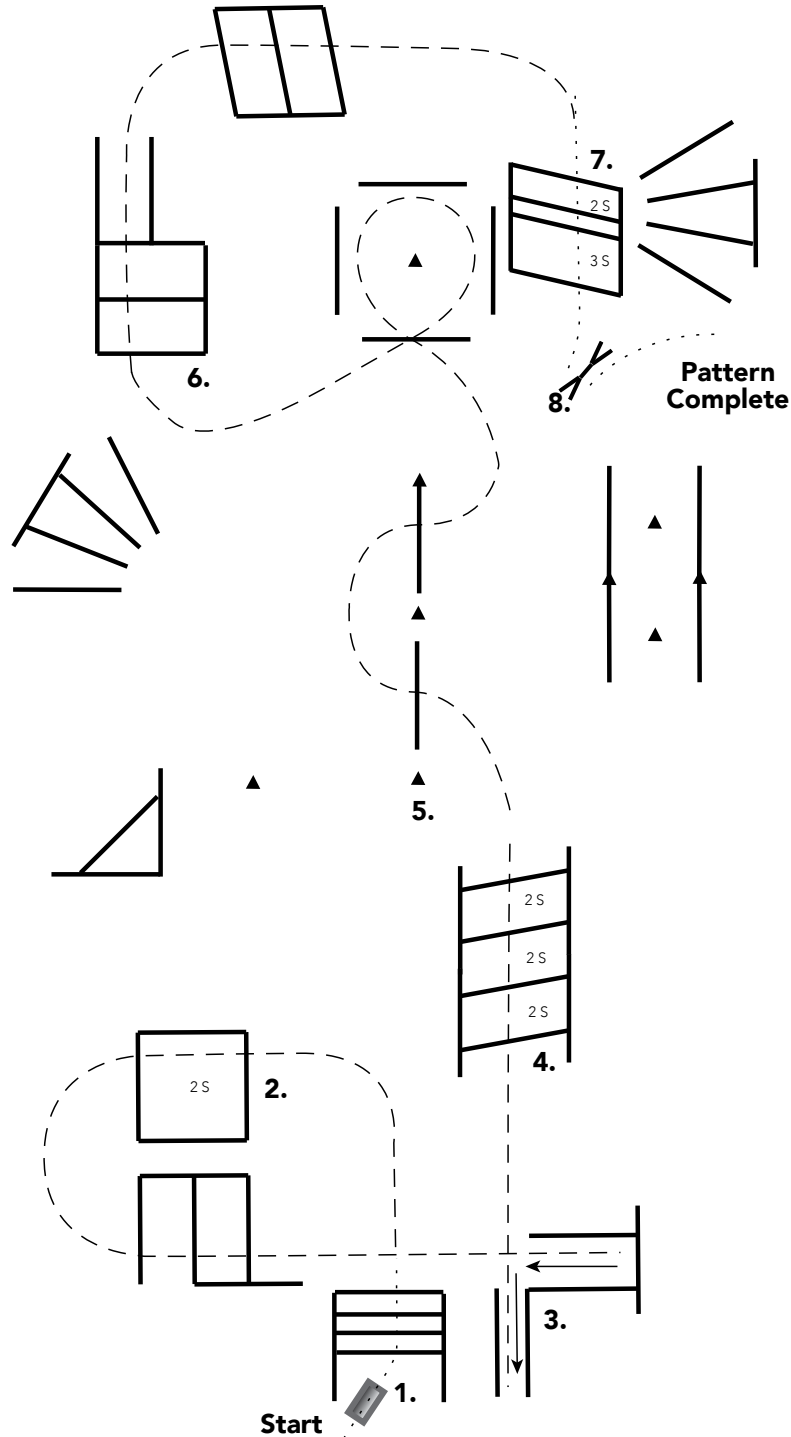
Walk
Extended Walk
Jog
Extended Jog
Lope
Extended Lope
Back or Side-Pass
Turn around
Of strides "2 S" or "3 S"

ROBERT DEHN
EQUINE PRODUCTIONS
COPYRIGHT 2024

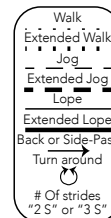


TRAIL

Youth Walk-Trot



1. Walk over bridge & poles
 2. Jog over poles
 3. Back "L"
 4. Jog over poles
 5. Jog serpentine, jog in box and around cone & out of box
 6. Jog over poles
 7. Walk over poles to gate
 8. Work gate with left hand, close gate
- Pattern Complete**

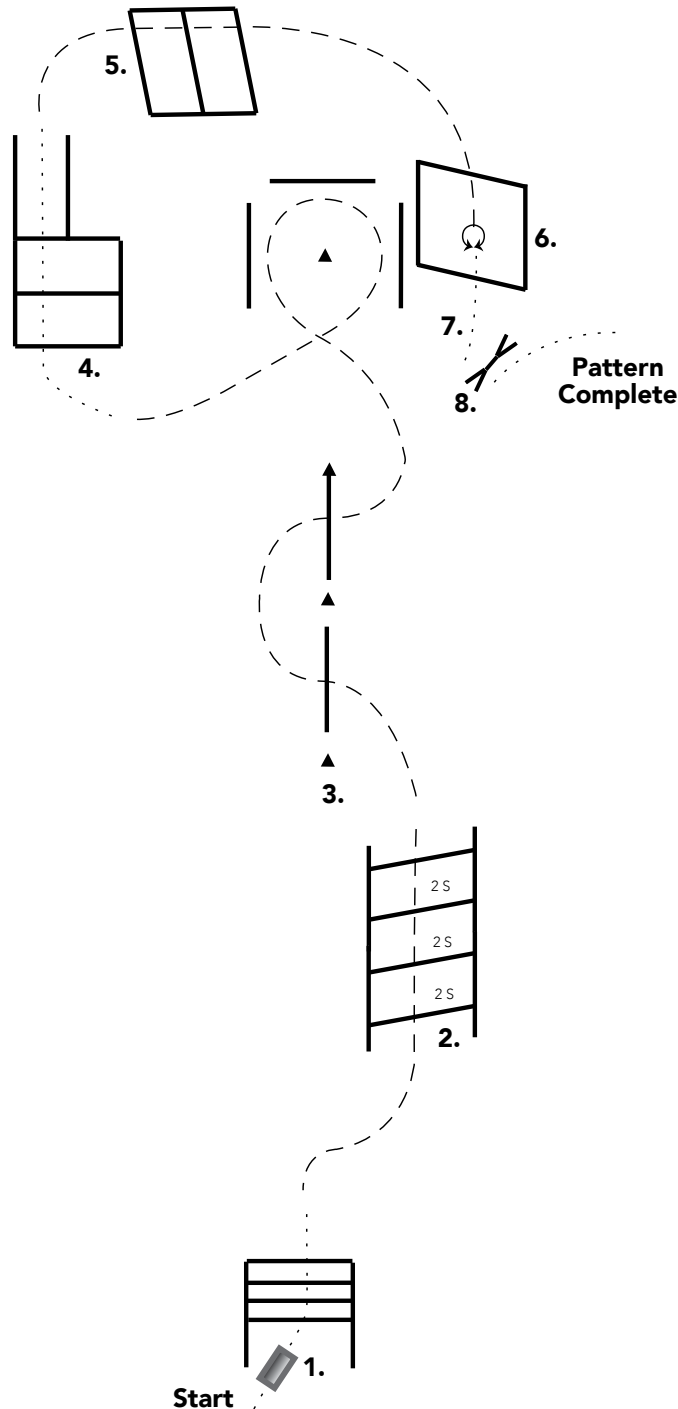


ROBERT DEHN
EQUINE PRODUCTIONS
COPYRIGHT 2024



TRAIL

Youth Futurity Yearling In-Hand, Youth Futurity 2-Year-Old Walk Trot



- | | |
|--|---|
| 1. Walk over bridge & poles | 5. Jog over poles to gate |
| 2. Jog over poles | 6. Stop, 360° right |
| 3. Jog serpentine, jog in box and around cone & out of box | 7. Walk over pole to gate |
| 4. Walk over poles | 8. Work gate with left hand, close gate |
- Pattern Complete**

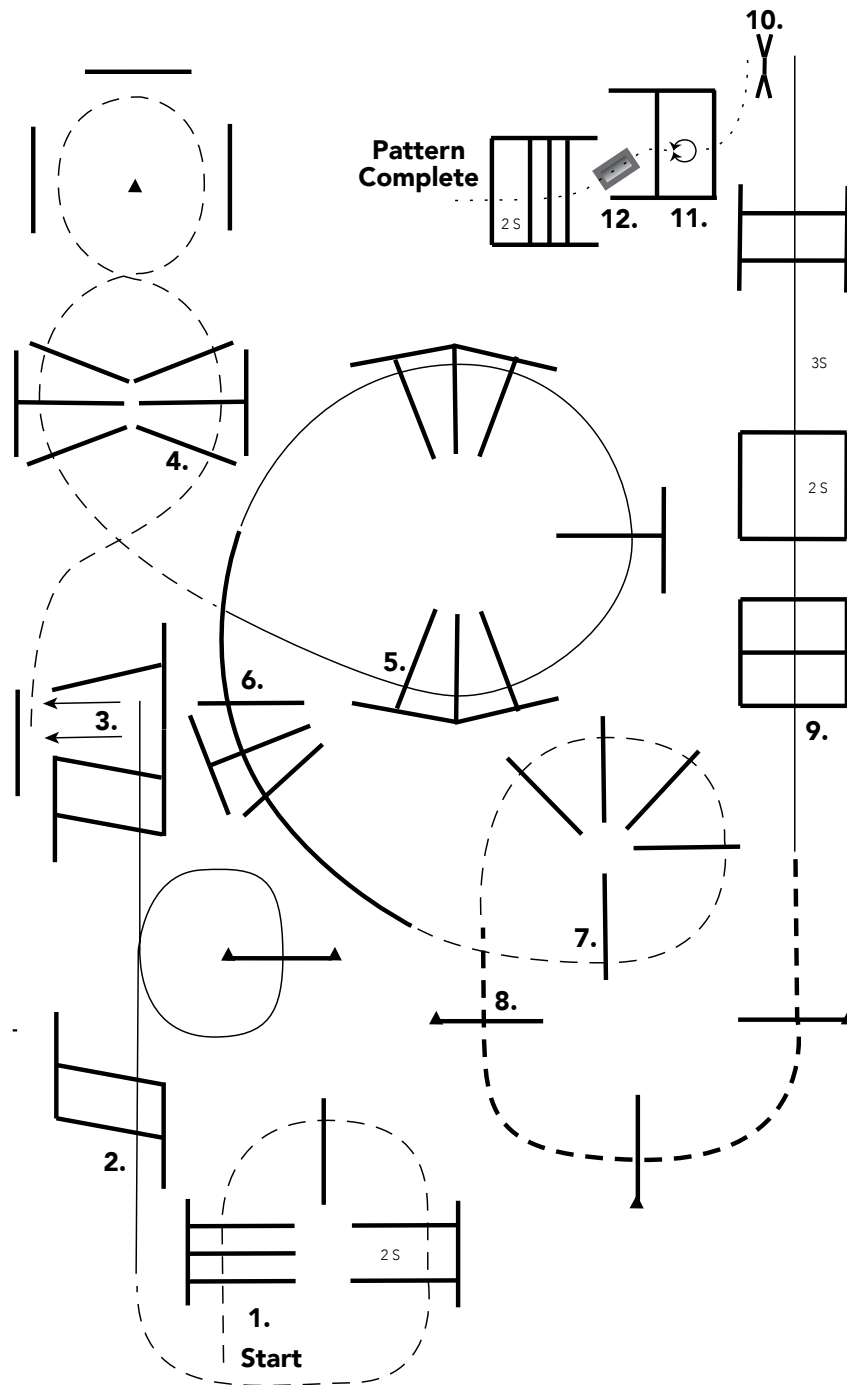
Walk
 Extended Walk
 Jog
 Extended Jog
 Lope
 Extended Lope
 Back or Side-Pass
 Turn around
 Turn around
 # Of strides
 "2 S" or "3 S"

ROBERT DEHN
 EQUINE PRODUCTIONS
 COPYRIGHT 2024



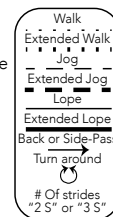
TRAIL

Amateur/Non-Pro Sweepstakes, Masters Amateur, Amateur Solid Paint-Bred



- 1. Jog over poles
- 2. Lope right lead over poles
- 3. Side pass left into chute
- 4. Jog over poles, around cone & over poles
- 5. Lope left lead over poles
- 6. Extended lope left lead over poles
- 7. Jog over poles
- 8. Extended jog over poles
- 9. Lope right lead over poles
- 10. Stop & work gate with left hand, close gate
- 11. Walk over pole, 360* turn either way
- 12. Walk out of box, walk over bridge & poles

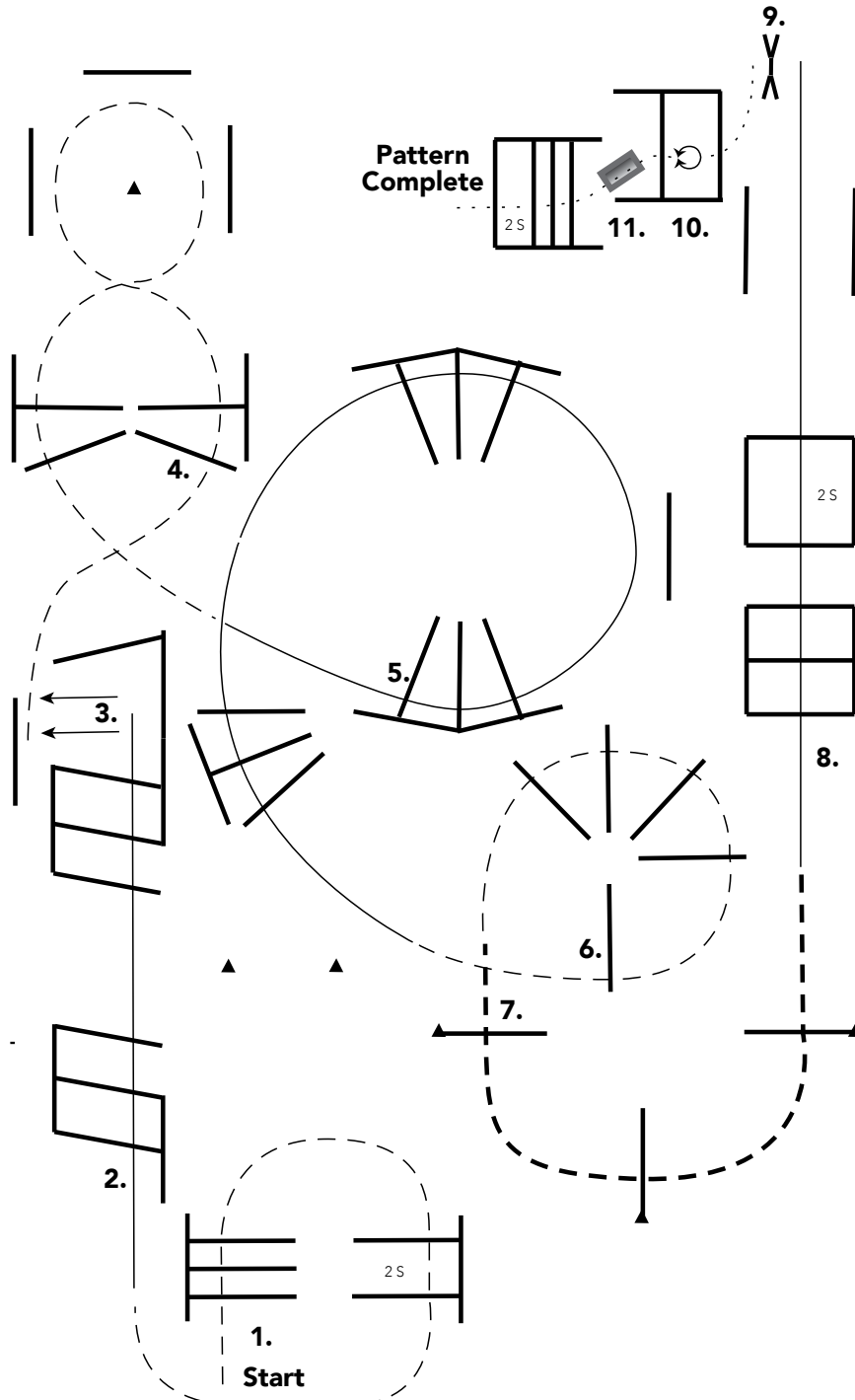
Pattern Complete
ROBERT DEHN
 EQUINE PRODUCTIONS
 COPYRIGHT 2024



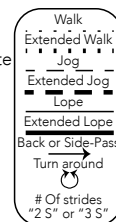


TRAIL

Novice Amateur, Gold Non-Pro 5-Year-Old & Under Breeders' Futurity



1. Jog over poles
 2. Lope right lead over poles
 3. Side pass left into chute
 4. Jog over poles, around cone & over poles
 5. Lope left lead over poles
 6. Jog over poles
 7. Extended jog over poles
 8. Lope right lead over poles
 9. Stop & work gate with left hand, close gate
 10. Walk over pole, 360° turn either way
 11. Walk out of box, walk over bridge & poles
- Pattern Complete**

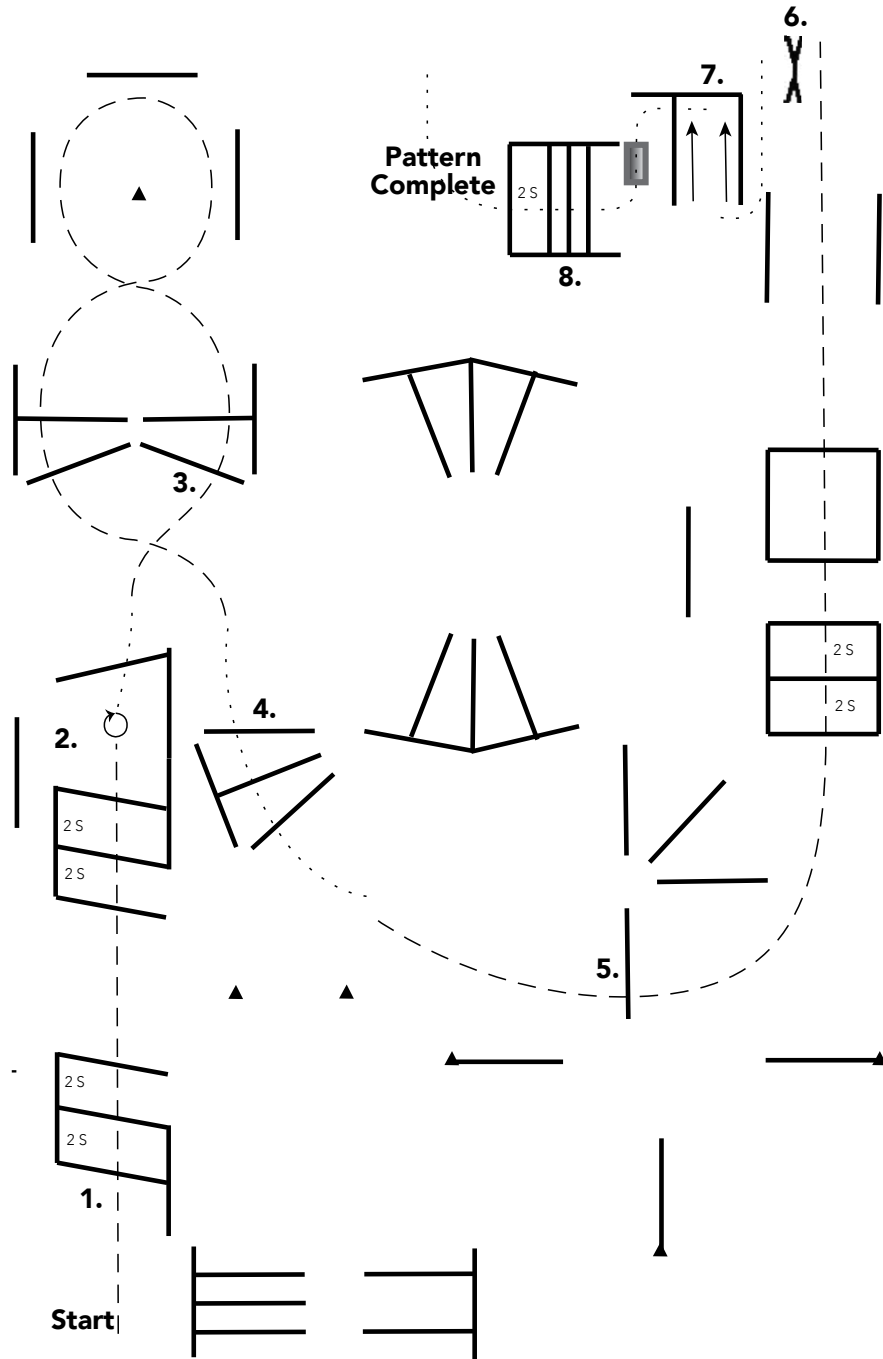


ROBERT DEHN
EQUINE PRODUCTIONS
COPYRIGHT 2024



TRAIL

All Amateur In-Hand



1. Jog over poles
2. 360* turn right, walk out of box
3. Jog over poles, around cone & over poles
4. Walk over poles

5. Jog over poles
6. Stop & work gate with left hand, close gate
7. Walk to chute, side pass right into chute
8. Walk over pole, bridge and more poles

Pattern Complete

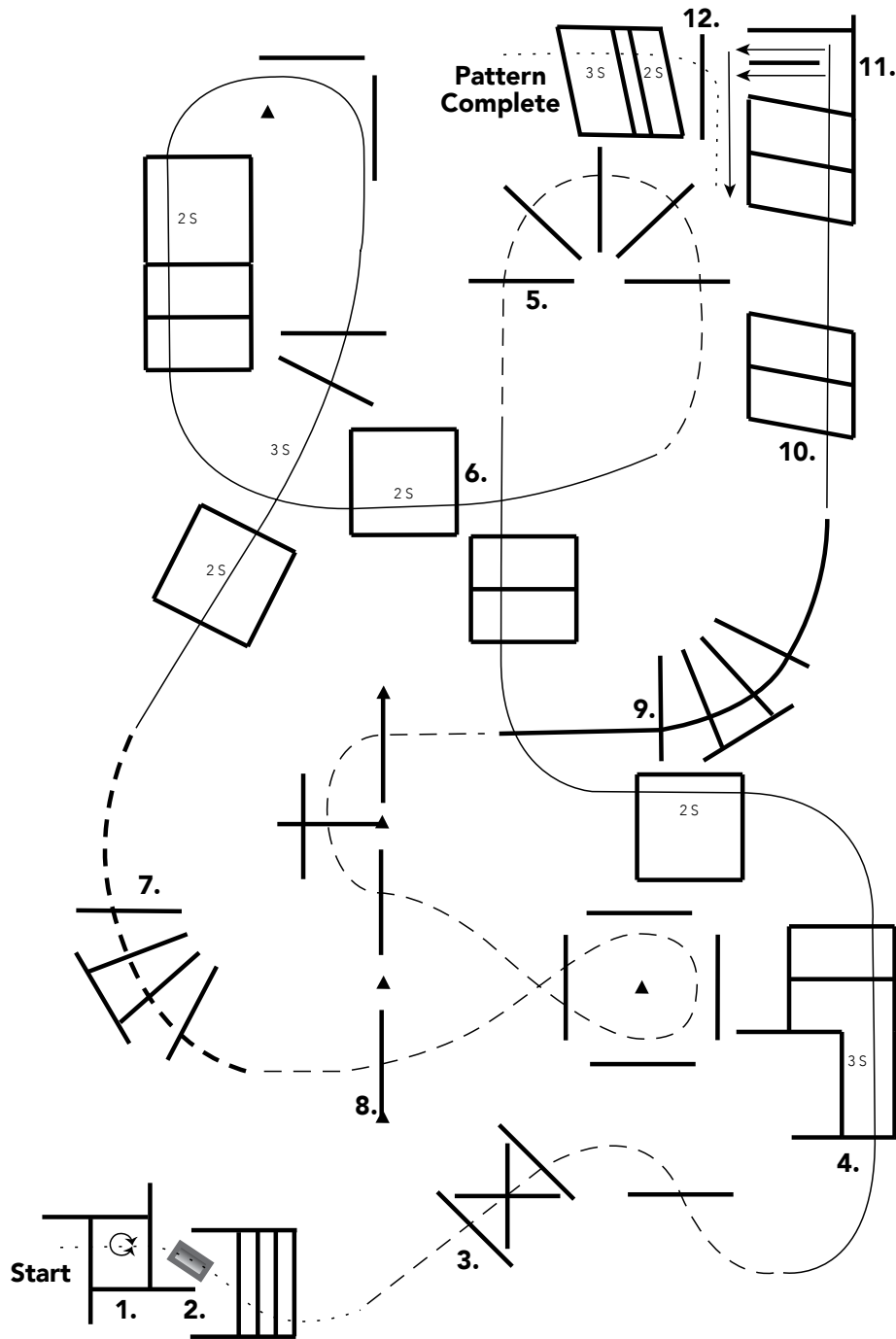
Walk
Extended Walk
Jog
Extended Jog
Lope
Extended Lope
Back or Side-Pass
Turn around
Of strides "2 S" or "3 S"

ROBERT DEHN
EQUINE PRODUCTIONS
COPYRIGHT 2024

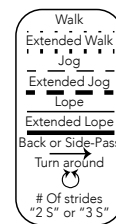


TRAIL

Senior



1. Walk into box, 360* turn either way
 2. Walk over pole, bridge and more poles
 3. Jog over poles
 4. Lope left lead over poles
 5. Jog over poles
 6. Lope right lead over poles
 7. Extended jog over poles
 8. Jog serpentine over poles
 9. Extended lope left lead over poles
 10. Lope left lead over poles, stop
 11. Side pass left to chute
 12. Back into chute, walk over poles
- Pattern Complete**

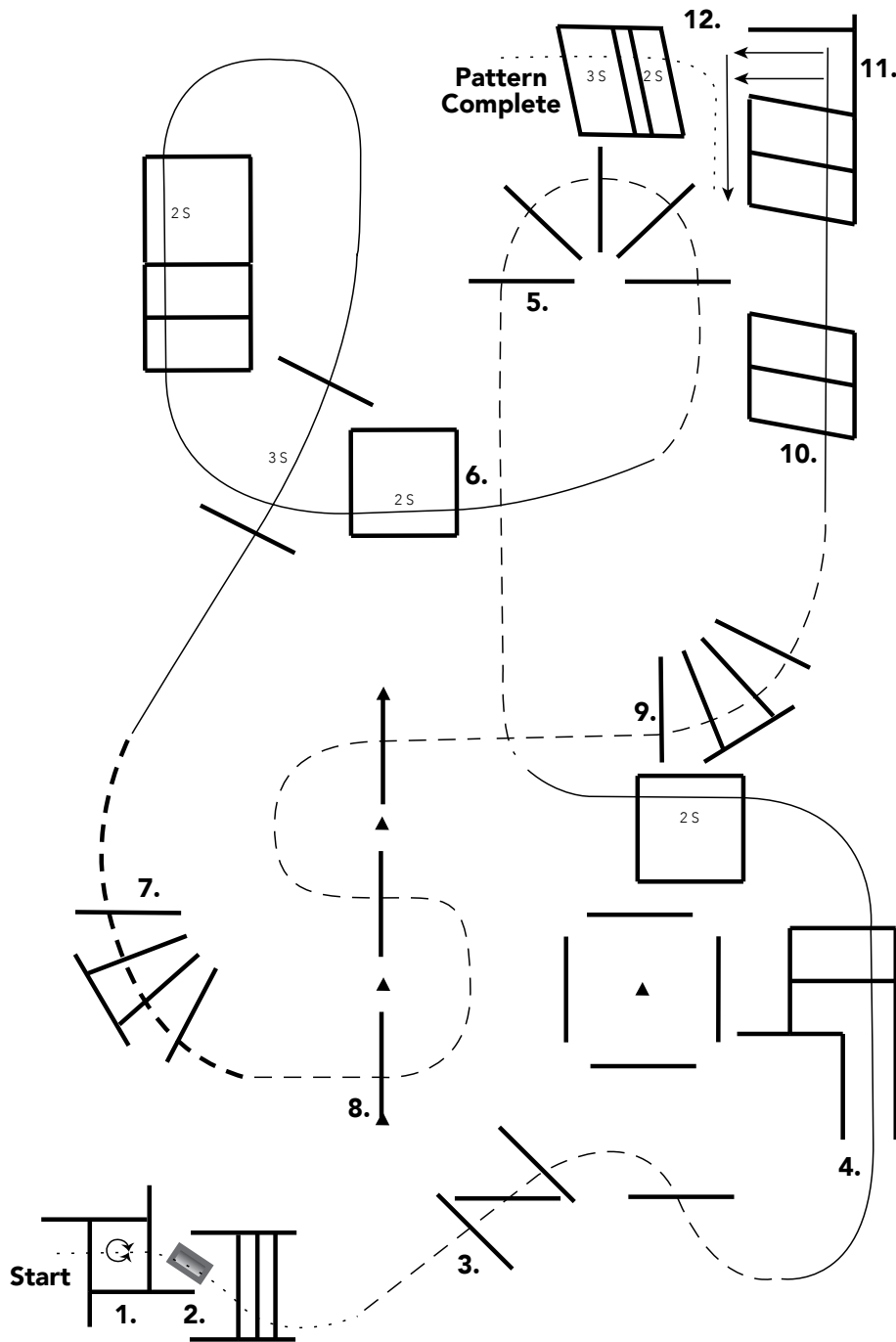


ROBERT DEHN
EQUINE PRODUCTIONS
COPYRIGHT 2024



TRAIL

3-Year-Old Sweepstakes



1. Walk into box, 360° turn either way
 2. Walk over pole, bridge, and more poles
 3. Jog over poles
 4. Lope left lead over poles
 5. Jog over poles
 6. Lope right lead over poles
 7. Extended Jog over poles
 8. Jog serpentine over poles
 9. Jog over poles
 10. Lope left lead over poles, stop
 11. Side pass left to chute
 12. Back into chute, walk over poles
- Pattern Complete**

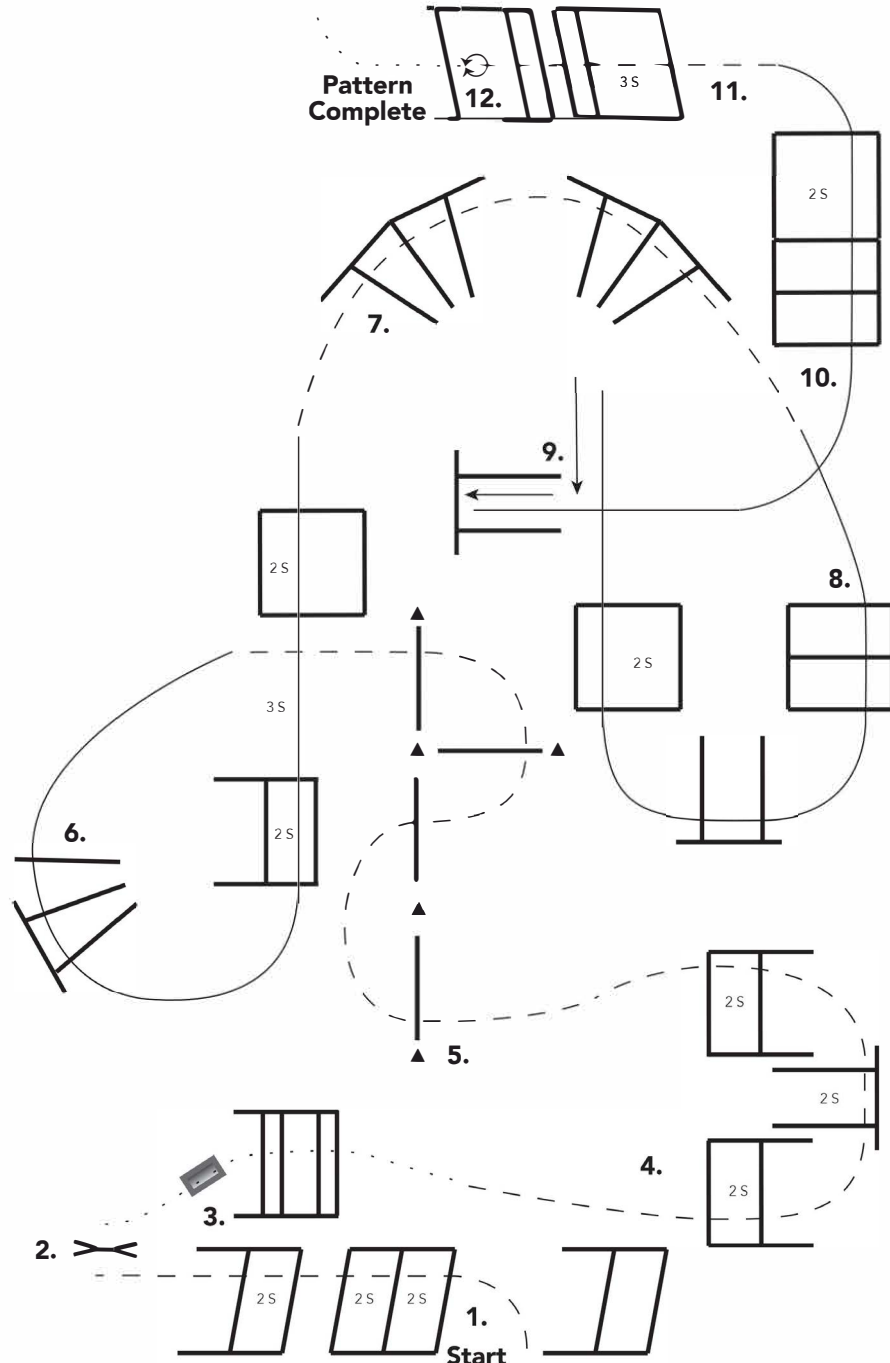
Walk
Extended Walk
Jog
Extended Jog
Lope
Extended Lope
Back or Side-Pass
Turn around
Of strides "2 S" or "3 S"

ROBERT DEHN
EQUINE PRODUCTIONS
COPYRIGHT 2024



TRAIL

Green



1. Jog over poles
 2. Work gate with right hand, close gate
 3. Walk over bridge and poles
 4. Jog over poles
 5. Jog serpentine over poles
 6. Lope left lead over poles
 7. Jog over poles
 8. Lope right lead over poles
 9. Stop, back "L" into chute
 10. Lope left lead over poles
 11. Jog over poles
 12. Stop, 360* turn either way, walk out
- Pattern Complete**

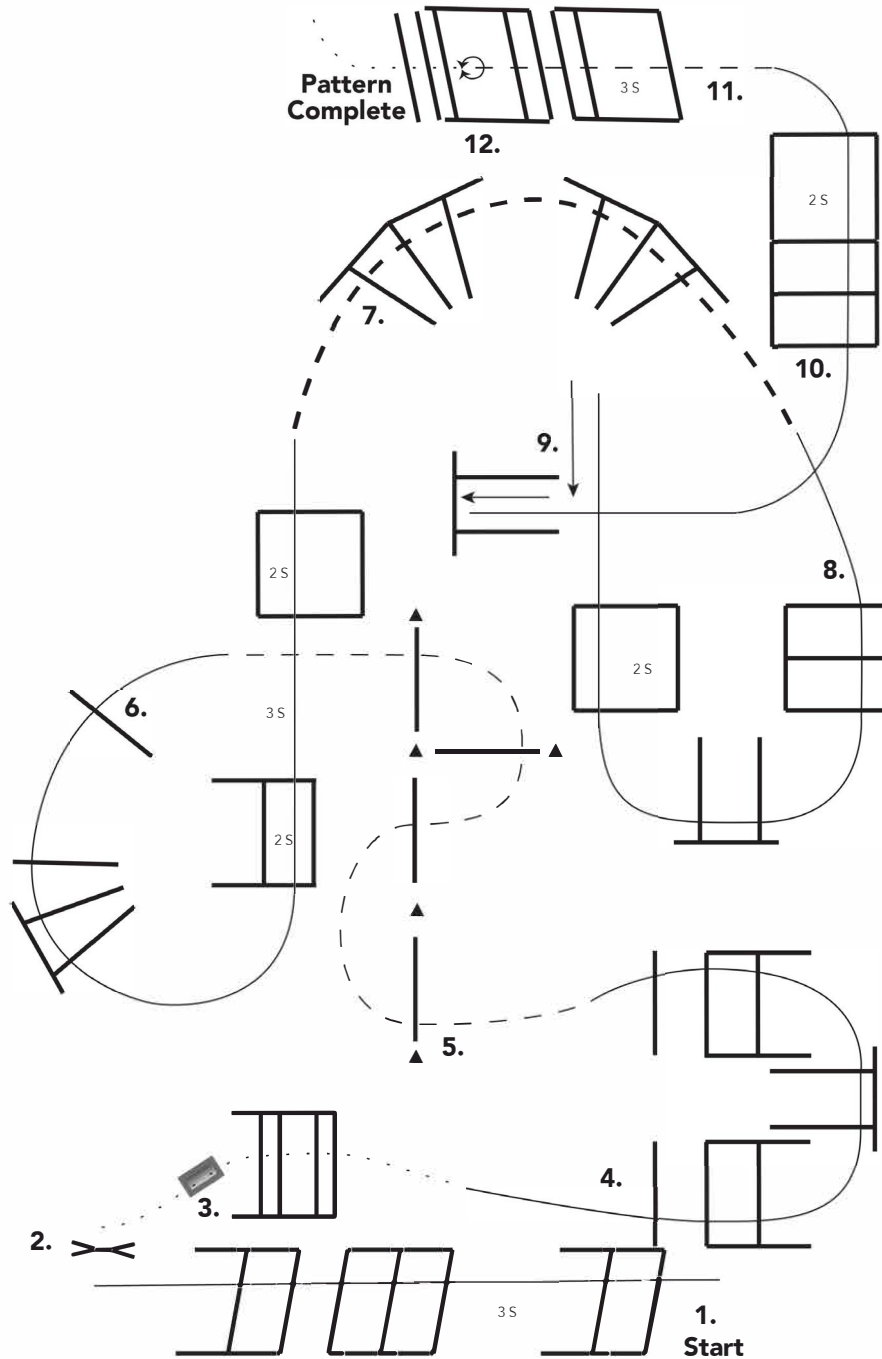
Walk
Extended Walk
Jog
Extended Jog
Lope
Extended Lope
Back or Side-Pass
Turn around
Of strides "2 S" or "3 S"

ROBERT DEHN
EQUINE PRODUCTIONS
COPYRIGHT 2024



TRAIL

Junior/Junior Sweepstakes/Gold 4- & 5-Year-Old
 Breeders' Futurity, Solid Paint-Bred



1. Lope right lead over poles
2. Work gate with right hand, close gate
3. Walk over bridge and poles
4. Lope left lead over poles
5. Jog serpentine over poles
6. Lope left lead over poles
7. Extended jog over poles
8. Lope right lead over poles
9. Stop, back "L" into chute
10. Lope left lead over poles
11. Jog over poles
12. Stop, 360° turn either way, walk out

Pattern Complete

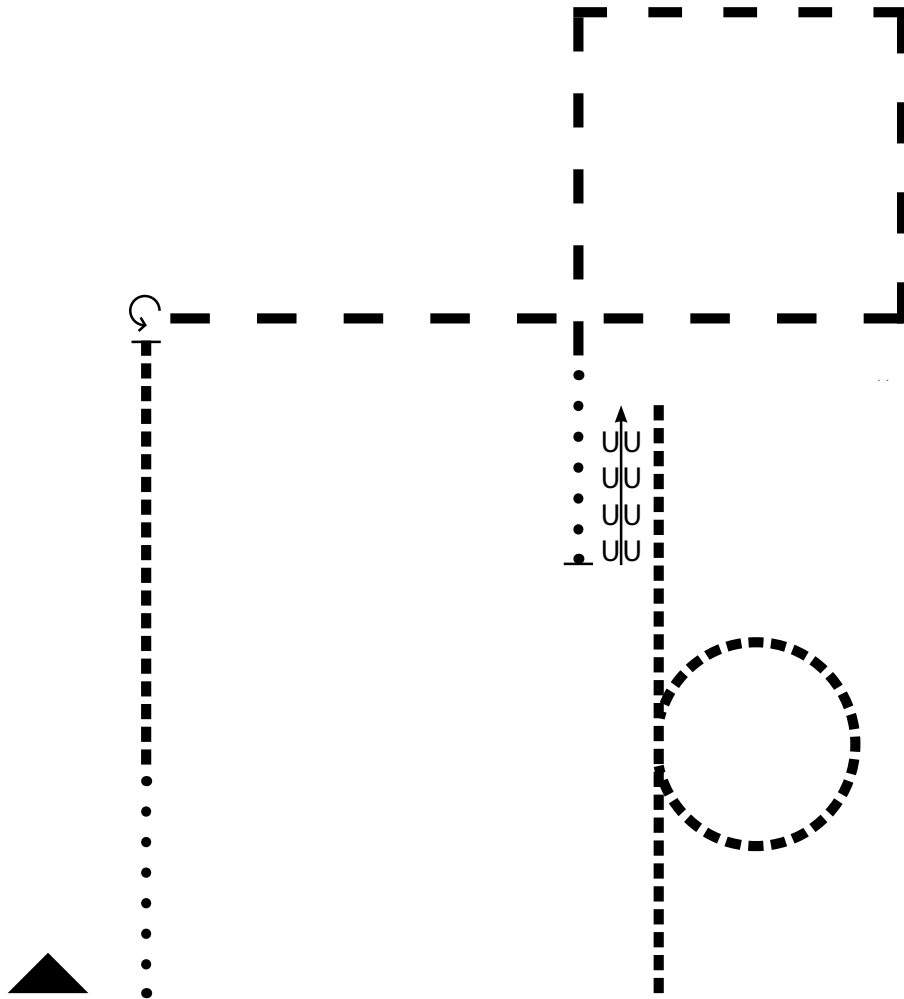
Walk
Extended Walk
Jog
Extended Jog
Lope
Extended Lope
Back or Side-Pass
Turn around
Of strides "2S" or "3S"

ROBERT DEHN
 EQUINE PRODUCTIONS
 COPYRIGHT 2024



WESTERN HORSEMANSHIP

Youth Walk-Trot, Amateur Walk-Trot



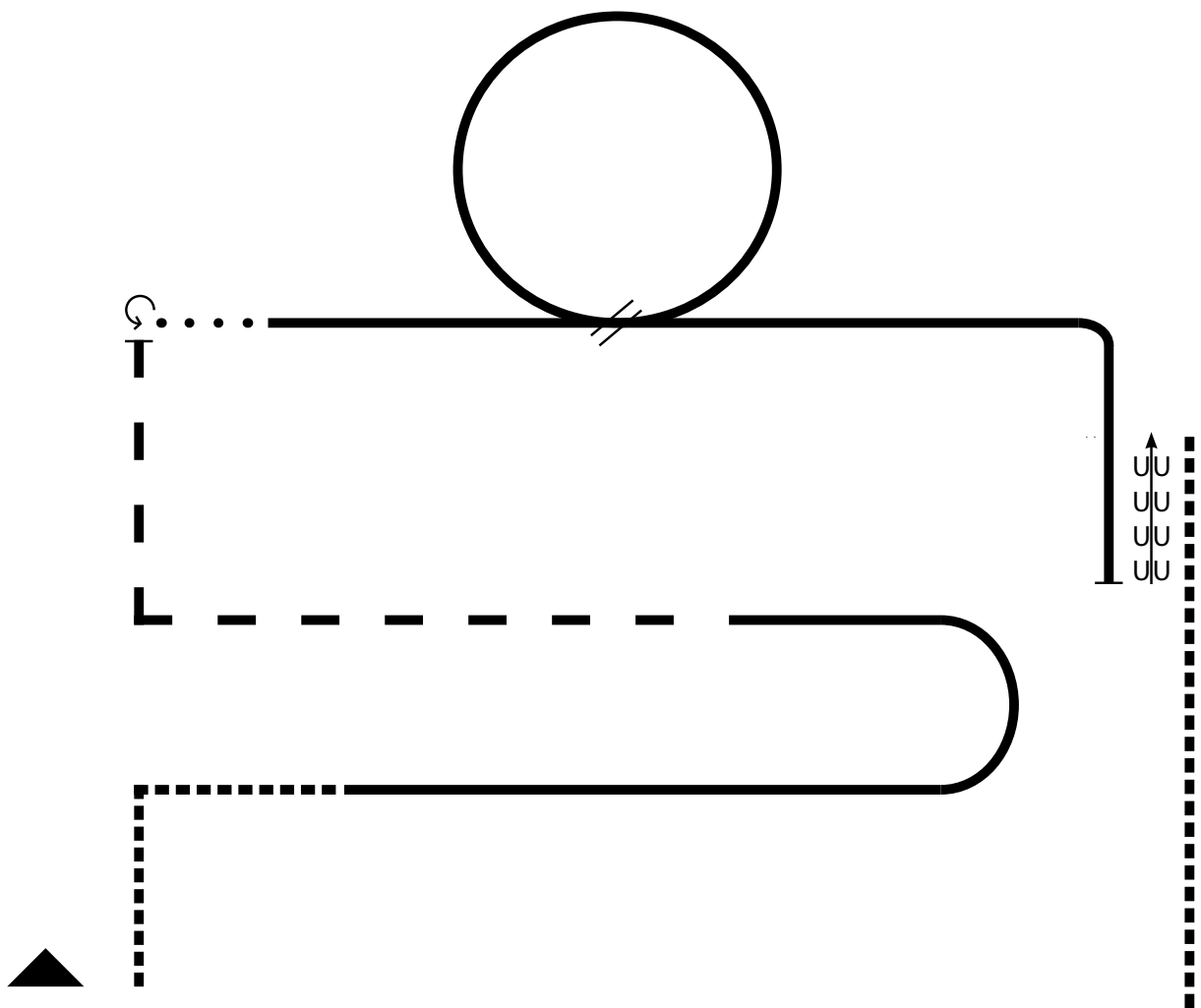
1. Walk 2 horse lengths.
2. Jog to center.
3. Stop, 270° left.
4. Extended jog.
5. Extended jog square.
6. Walk 2 horse lengths, stop and back.
7. Jog, jog circle left and exit at jog.

.....	Walk
-----	Jog
- - - -	Extended Jog
=====	Lope
=====	Extended Lope
////	Change Lead
← 3 3 3 3	Back
▲	Cone



WESTERN HORSEMANSHIP

Novice Youth, Novice Amateur, Gold Non-Pro 5-Year-Old & Under Breeders' Futurity



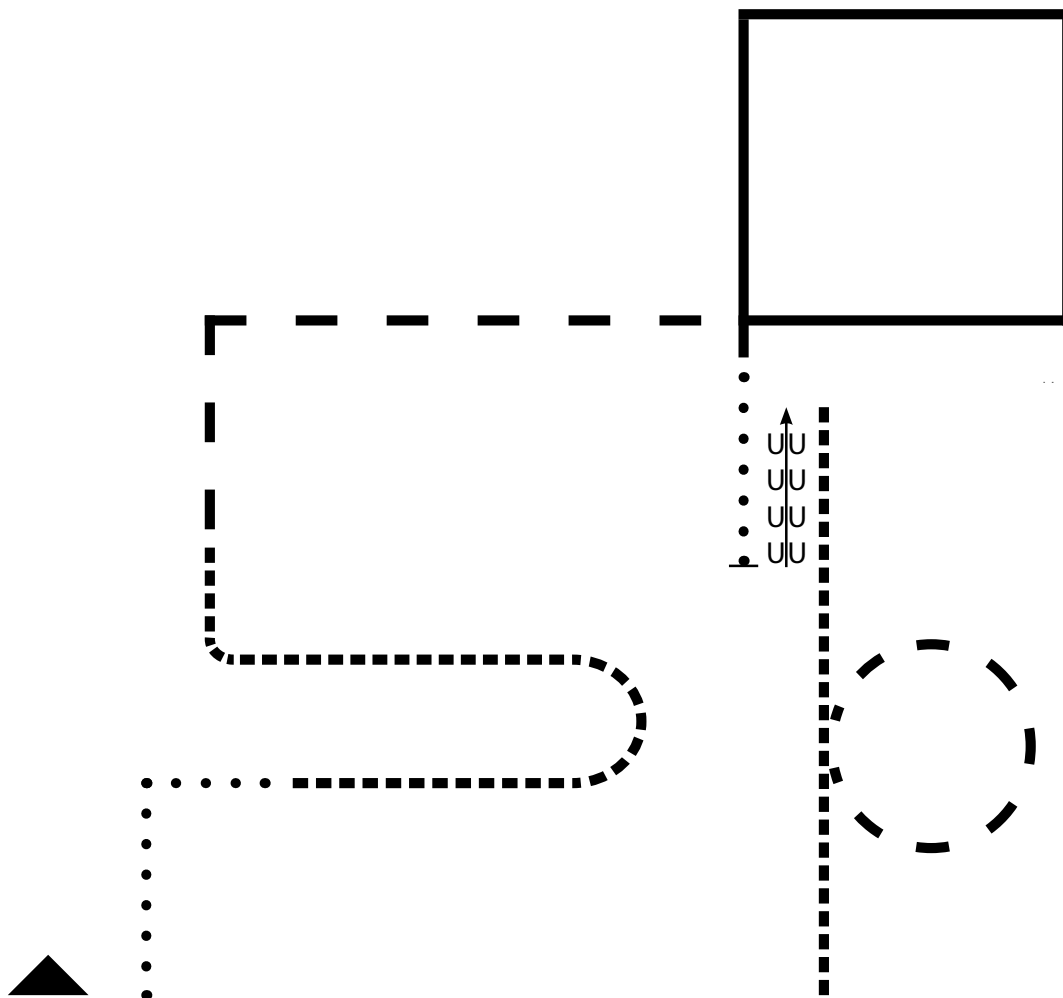
1. Jog a square corner.
2. Lope left lead tight corner.
3. Extended jog right corner, stop.
4. 270° turn left, walk.
5. Lope left lead then perform left circle.
6. At close of circle change leads.
7. Lope right lead corner.
8. Stop and back. Exit at a jog.

.....	Walk
-----	Jog
- - -	Extended Jog
————	Lope
=====	Extended Lope
////	Change Lead
← ≡ ≡ ≡ ≡	Back
▲	Cone



WESTERN HORSEMANSHIP

Youth Solid Paint-Bred, Amateur Solid Paint-Bred, Bareback



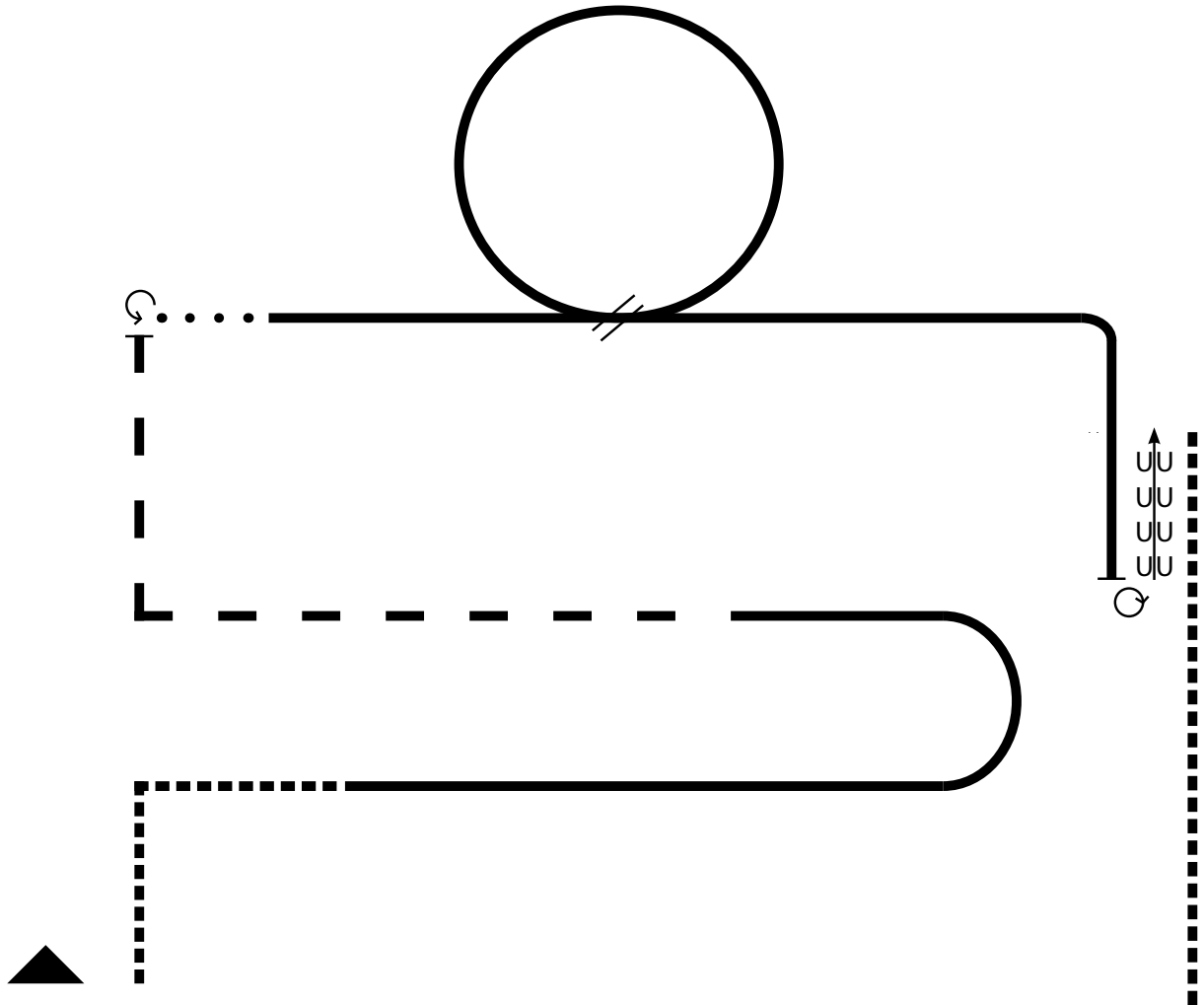
1. Walk 2 horse lengths and corner right.
2. Jog tight corner.
3. Jog corner right.
4. Extended jog square corner right.
5. Lope left lead square.
6. Walk 2 horse lengths, stop and back.
7. Jog.
8. Extended jog circle, exit at a jog.

.....	Walk
-----	Jog
- - - - -	Extended Jog
=====	Lope
=====	Extended Lope
//	Change Lead
← 3 3 3 3	Back
▲	Cone



WESTERN HORSEMANSHIP

Masters Amateur, Youth 13 & Under, Youth World Games



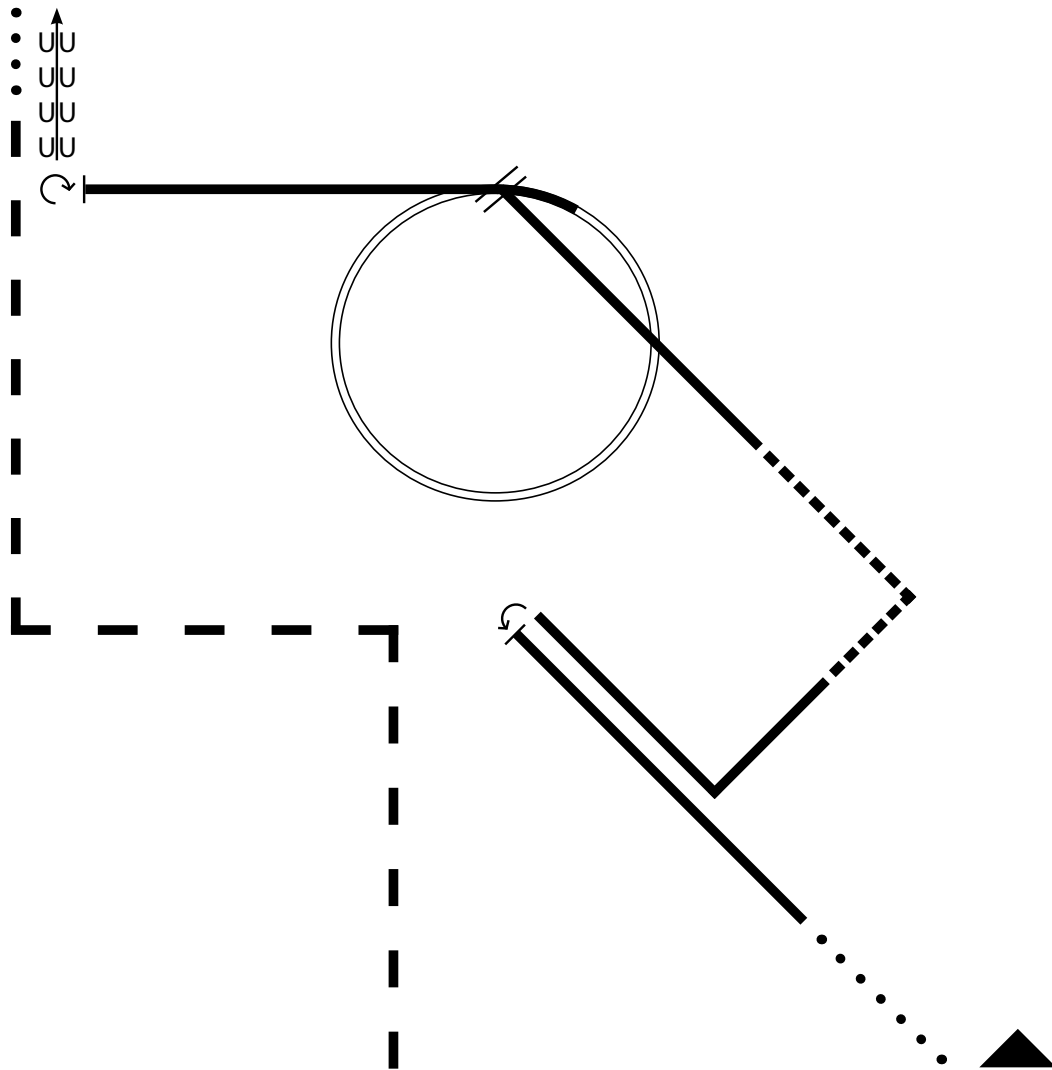
1. Jog a square corner.
2. Lope left lead tight corner.
3. Extended jog right corner, stop.
4. 270° turn left, walk.
5. Lope left lead then perform left circle.
6. At close of circle change leads.
7. Lope right lead corner, stop.
8. 360° turn right, back, exit at a jog.

.....	Walk
-----	Jog
- - - -	Extended Jog
————	Lope
=====	Extended Lope
////	Change Lead
← ⊃ ⊃ ⊃ ⊃	Back
▲	Cone



WESTERN HORSEMANSHIP

Youth 18 & Under, Amateur



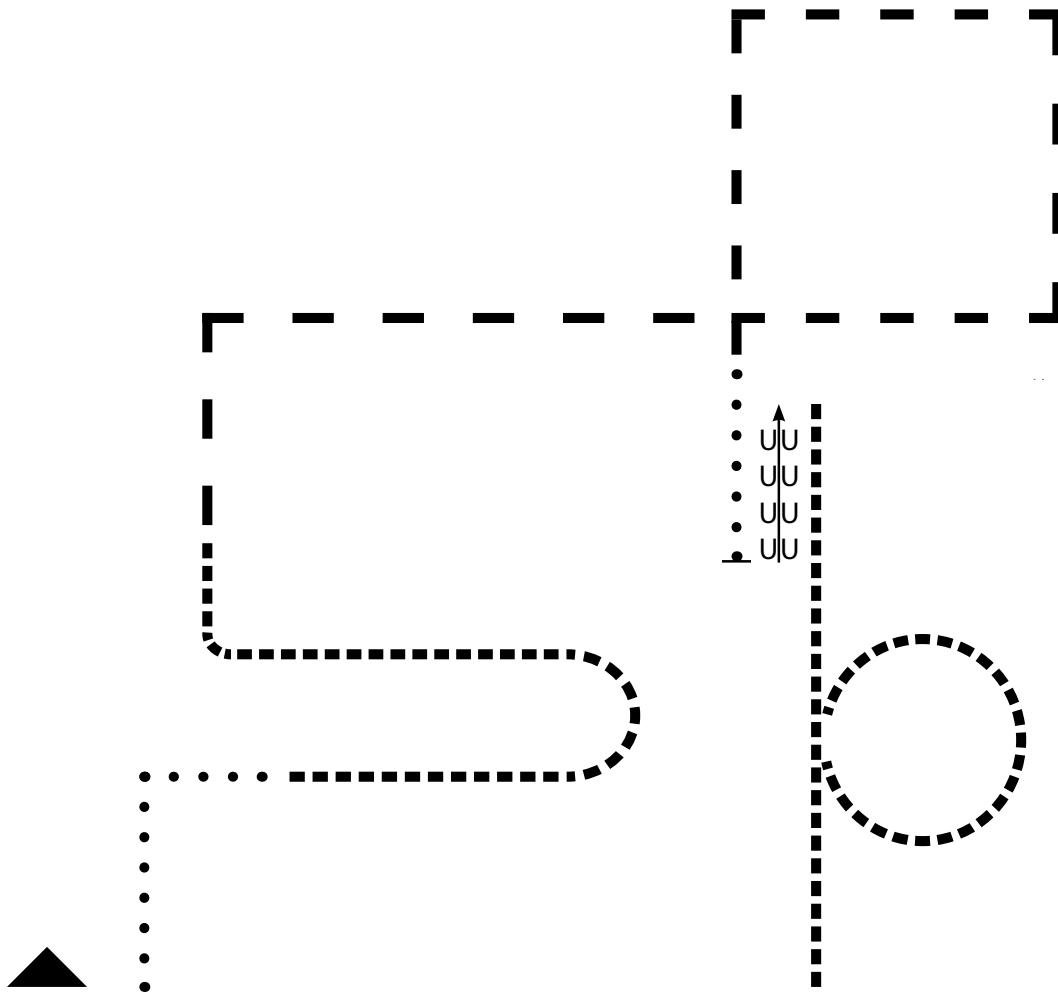
1. Walk 2 horse lengths.
2. Lope right lead, stop.
3. 180° turn left, lope left lead corner.
4. Jog left corner, lope left lead.
5. Extended lope left lead circle.
6. Collect, change leads.
7. Stop, 270° right, back, walk and drop stirrups.
8. Extended trot left corner to center and right corner to exit.

.....	Walk
-----	Jog
- - - -	Extended Jog
————	Lope
=====	Extended Lope
//	Change Lead
← 3 3 3 3	Back
▲	Cone



WESTERN HORSEMANSHIP

Youth Futurity 2-Year-Old Walk-Trot



1. Walk 2 horse lengths and corner right.
2. Jog or sitting trot turn.
3. Jog or sitting trot corner right.
4. Extended jog (western) or posting trot (English) right corner.
5. Extended jog (western) or change diagonal posting trot (English) square.
6. Walk 2 horse lengths, stop and back.
7. Jog or sitting trot, jog or sitting trot circle left and exit at jog or sitting trot.

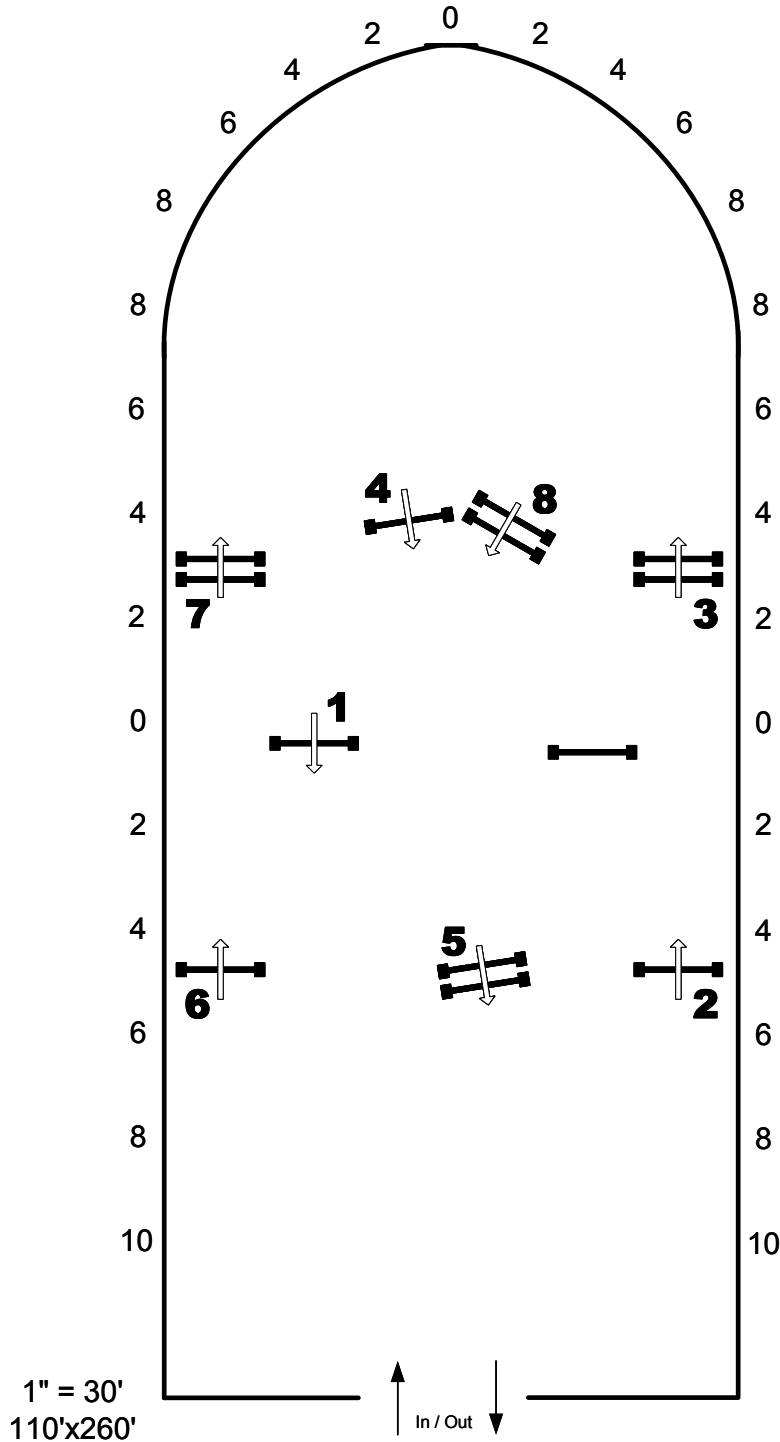
.....	Walk
-----	Jog/Sitting Trot
- - - -	Extended Jog/Trot
————	Lope
=====	Extended Lope
////	Change Lead
← 3 3 3 3	Back
▲	Cone



WORKING HUNTER

Green, Open

John Justin Arena



Fences 1-8

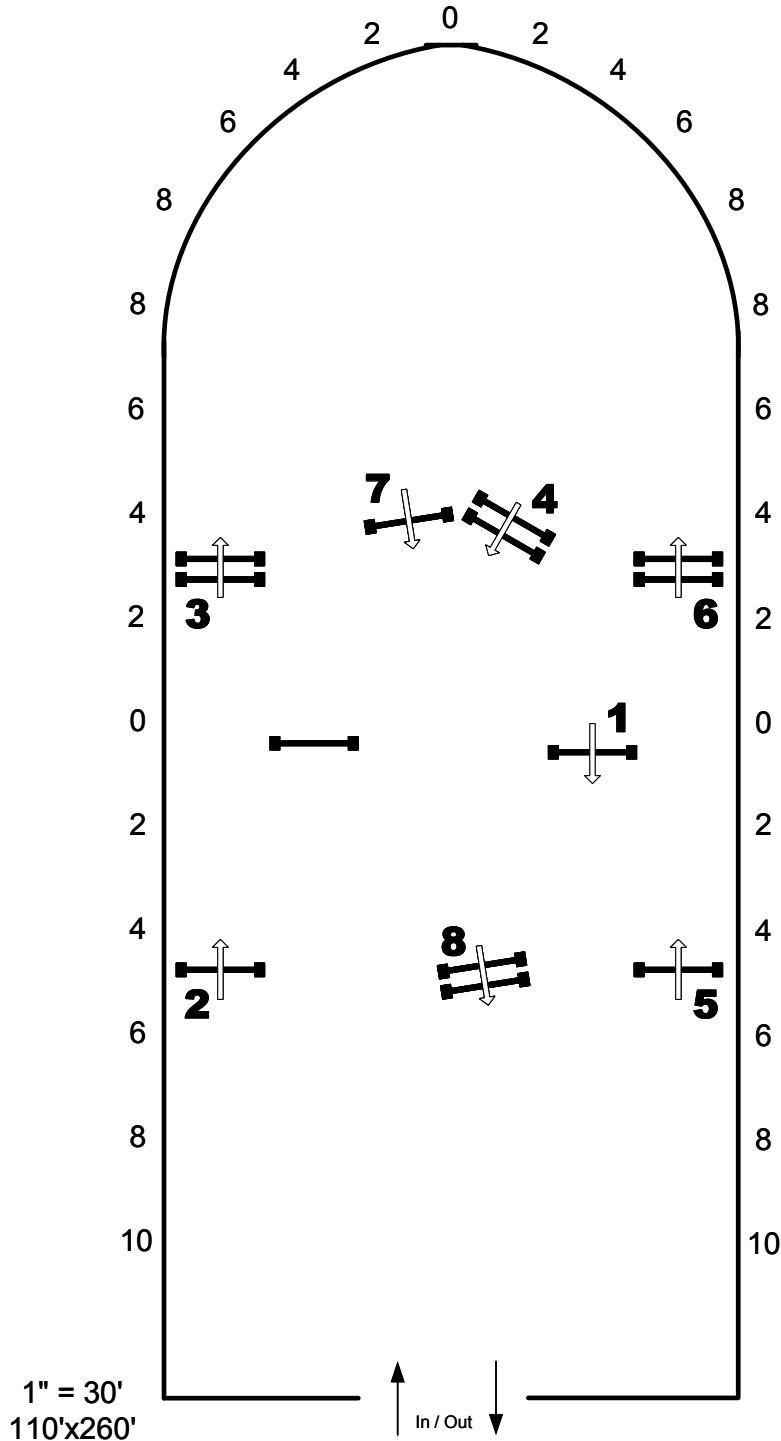




WORKING HUNTER

Youth, Amateur

John Justin Arena



Fences 1-8



BUCKLE UP!

m for
Intermediate Gratification



CHECK IT OUT!

Intermediate Champions
and Reserve Champions take home
their very own Gist Silversmiths
trophy buckles!

Sponsored by:  **Boehringer
Ingelheim**

Plus more special prizes
for the Top Five
Intermediate exhibitors
in each eligible class!

CLASSES OFFERED IN:
OPEN | AMATEUR
AMATEUR WALK-TROT | YOUTH
AMATEUR SOLID PAINT-BRED
OPEN SOLID PAINT-BRED

DOUBLE your buckle chances
by entering in one or more of
the 95 Intermediate Division
class options!


Entry Fee:

Youth – \$50 per class
Amateur/Open – \$75 per class

Entry Deadline:

Intermediate Division must be entered
along with applicable entry fees by 5 p.m.
the day before the class to be eligible for
this special recognition.

No late fees



Scan for
more info
& class list:

For more information visit
apha.com/worldshow/ws-forms



APHA CORPORATE PARTNERS



APHA WORLD SHOW SPONSORS

